



Rootenberg Rare Books & Manuscripts
A selection of items exhibited at the annual meeting of the
American Association for the History of Medicine
Columbus, April 26-27, 2019

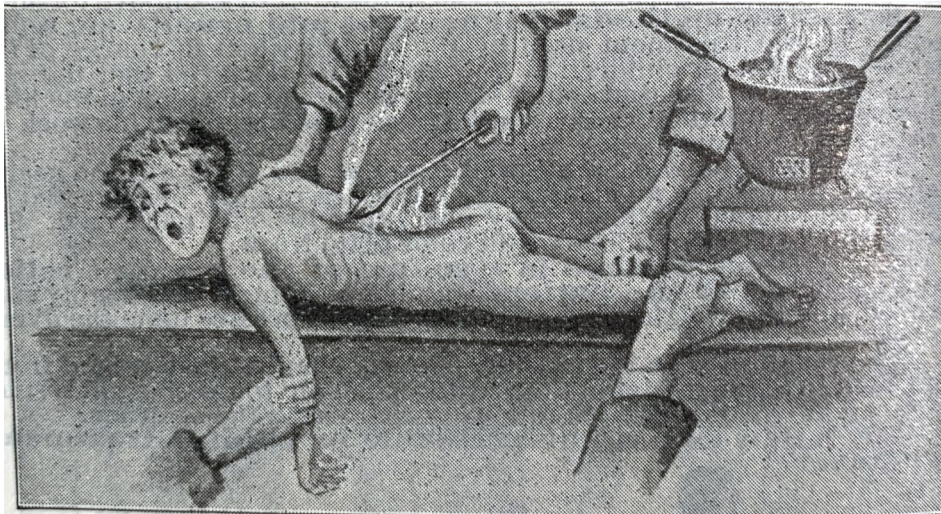


42. Scarlatini

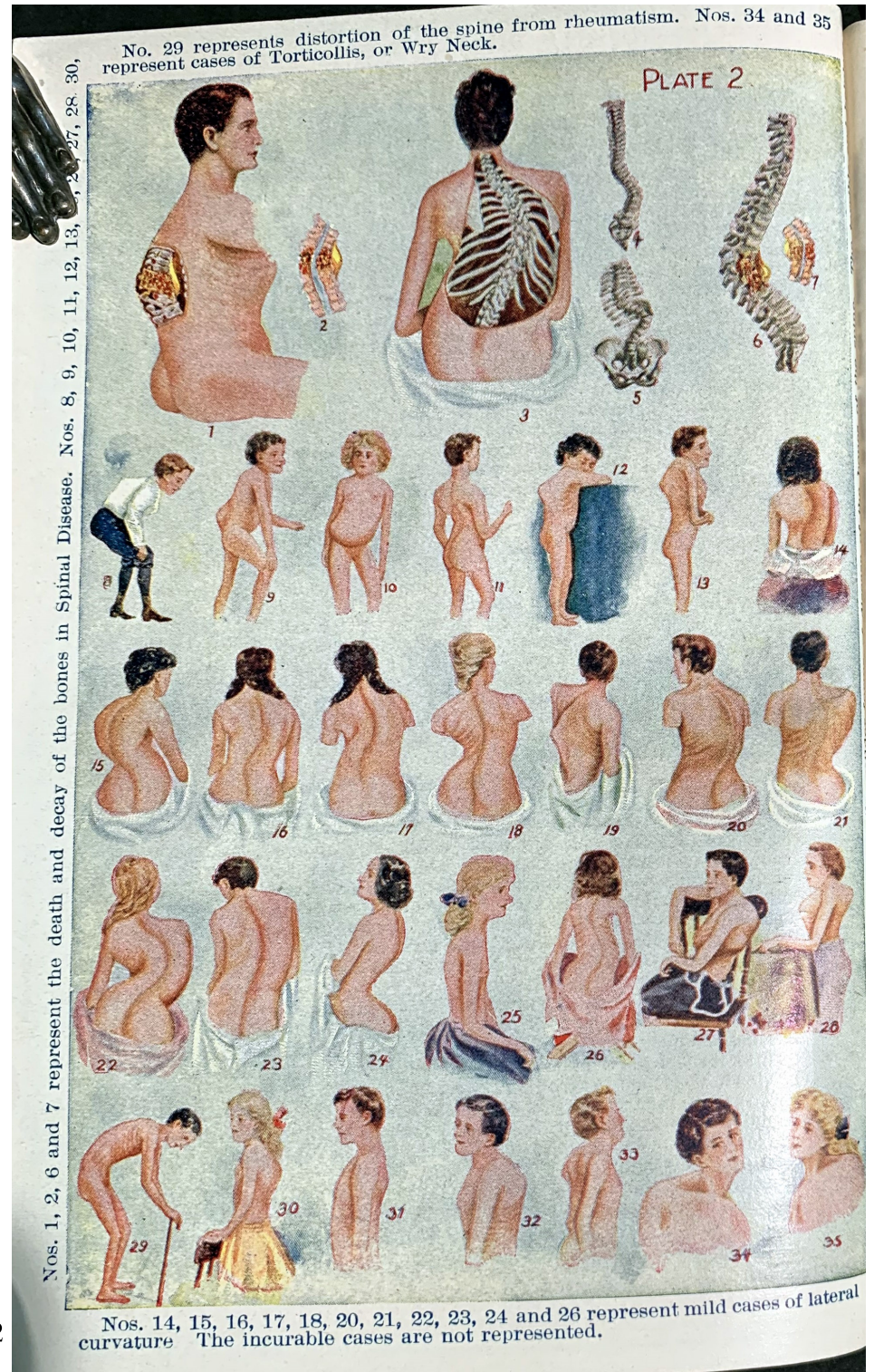
OUR FAILED RESPONSIBILITY TO CARE FOR CRIPPLED AND DEFORMED PEOPLE

1. ALLEN, H.A., Sr., M.D. *The problems of civilization, the problems of religion, of law and of life, are the problems of humanity.* Chicago: H.R. Allen Medical and Surgical Association, 1897. 12mo. With 4 color plates and numerous text illustrations. Original printed wrappers.

First and only (?) edition of this rant against American neglect of the deformed, lame and paralyzed, followed by a detailed description of various conditions, their causes, symptoms and treatments, past and present. Details of conditions include the serious (physical deformities of the limbs) as well as the random (big noses, big lips). With the distinctions between physical and cosmetic deformities, there may be an expression of the author's racial and ethnic prejudices, despite a sense of well-meaning. The author discusses types of treatment, including apparatus, and further explains a number of deformities, their conditions and possible treatments. So to a certain extent the work provides a layperson's explanation of the condition and prognosis of diseases that do in fact affect so many people, especially children. A fascinating, rare and eclectic medical work. OCLC locates 1 copy at Rochester. \$ 450.00




**A method generally practiced within 25 years.
IGNORANCE AND BARBARISM.**



Nos. 14, 15, 16, 17, 18, 20, 21, 22, 23, 24 and 26 represent mild cases of lateral curvature. The incurable cases are not represented.






HYPOCHONDRIA PERSONIFIED

2. ANNEBBIATI DA VALL'OSCURA, Entusiasmo (pseud.)

L'ipochondria composizione anacreontica di N. N. poeta archisidereo sotto nome di Entusiasmo Annebbiati da vall'oscura dal medesimo dedicata agli alunni del seminario archipatetico. . . Firenze: Appresso Pietro Gaetano Viviani, 1758. 4to. With engraved title vignette and 3 leaves of plates. Contemporary gilt-paneled vellum with double fillets and embellishments. With two small notes in Italian on the verso of the front free end paper.

First edition, extremely rare, of this allegorical poem on hypochondria. Although the identity of the Italian poet who penned this work remains unknown, his chosen pseudonym, which translates to something like "Bleary Enthusiasm of the Dark Valley" is nonetheless amusing. The story follows the narrator and protagonist, Fabrizio, through the Kingdom of Hypochondria where he meets its queen and her entourage of gruesome characters, a scene brought to life in one of the five wonderful plates included in this work. After the main poem, the author supplies his own commentary, complete with an explanation of the rather puzzling title vignette. OCLC lists 3 copies in America (CA State Library, Harvard, NLM) and 1 in Great Britain.

\$ 5500.00



“ANCIENT PHYSICIANS WERE SIMPLY WRONG”

3. ARGENTERII, Ioannis (ARGENTERIO, Giovanni). *In artem medicinalem Galeni commentarii tres non solum medicinae professoribus utiles & necessarii: sed etiam philosophis, & universis, qui rerum scientia delectantur, summopere iocundi.* Monte Regali: Ex officina Torrentiniana, 1566. Folio. Small woodcut portrait of the author. Contemporary vellum. Top portion of the backstrip lacking which, of interest, allows one to view the original sewing.

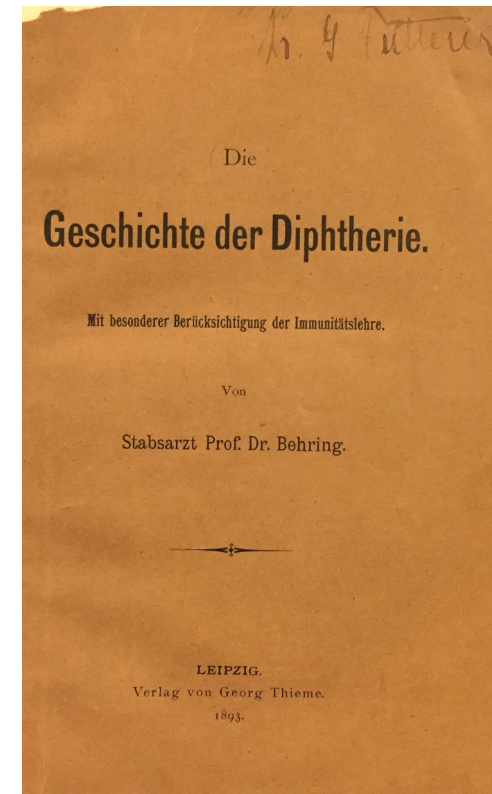
First edition of Argenterio's commentary on Galen's *Art of medicine*, a fundamental text taught at all major medical schools of the time, and one of the earliest stands against the teachings of Galen in a premier medical curriculum. \$ 4500.00



DISCOVERY OF THE DIPHTHERIA SERUM

4. BEHRING, [Emil Adolph von]. *Die Geschichte der Diphtherie. Mit besonderer Berücksichtigung der Immunitätslehre.* Leipzig: Georg Thieme, 1893. 8vo. Original printed wrappers; preserved in a clamshell box.

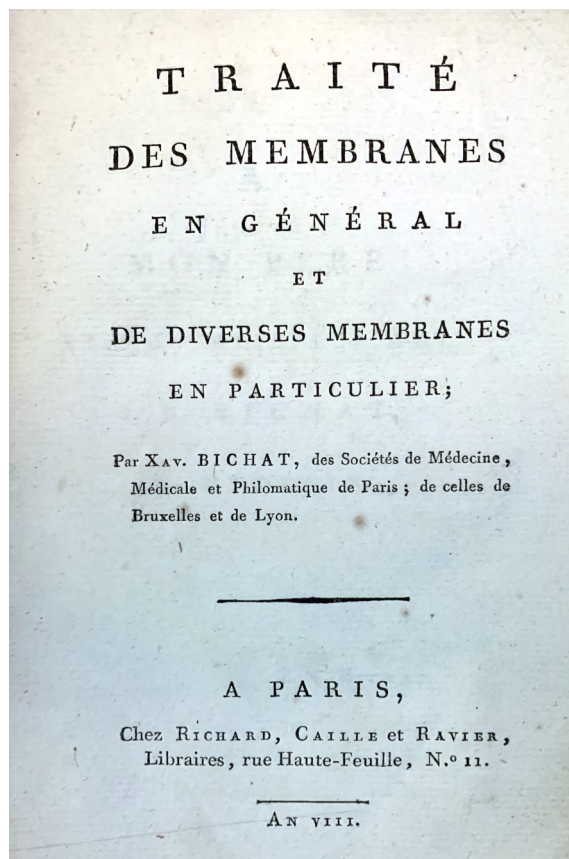
First edition. While working in the Koch Laboratory, Behring demonstrated that the serum of animals immunized against attenuated diphtheria toxins can be used as a preventive or therapeutic inoculation against diphtheria in other animals. He found that concentrating the antitoxin and the precise measurements of its strength made the treatment of diphtheria practical and reliable, thereby providing the physician with a victorious weapon against illness and death. In 1901, von Behring was the first recipient of the Nobel Prize for Medicine for his discovery of the fundamental principle of an antitoxic serum containing a “natural antidote” against a biological poison. \$ 600.00



THE FOUNDATION OF HISTOLOGY AND TISSUE PATHOLOGY

5. **BICHAT, Xavier.** *Traité des membranes en général et de diverses membranes en particulier.* Paris: Chez Richard, Caille et Ravier, An VIII (1800). 8vo. An uncut copy in the original wrappers.

First edition. It is here that he classifies and describes twenty-one kinds of tissue and membranes, a generalization of Pinel's earlier work, according to their texture and properties. Garrison & Morton, 537. \$ 1200.00




TREATING YOUR RECTAL DISEASE

6. **BURLESON SANITARIUM.** *The Burleson Sanitarium. Established 1899. The largest institution in the world for the treatment of diseases of the rectum.* Grand Rapids, Michigan: Burleson Sanitarium, 1923. 4to. Numerous photographic illustrations. Original printed wrappers. A wonderful copy.

First edition of this brochure for the Burleson Sanitarium. The institute professed to use a painless dissolvent method in conjunction with the application of a mild electric current that was non-surgical. This technique apparently could cure piles, fistulas, fissures, ulcers, prolapses and all other diseases of the rectum, except for cancer. The brochure highlights the hotel facilities (the sanitarium basically occupied a full floor of a Grand Rapids hotel), including waiting rooms, treatment rooms, labs, kitchen bedrooms, and includes photographs of staff. Of course there are plenty of testimonials.

\$ 450.00



Life Guarantee

STAFF

DR. WILLARD M. BURLESON, PRES.
 DR. WARD S. FERGUSON, V. PRES.
 DR. JOHN F. BURLESON, BODY-TREAS.
 DR. JAMES C. ORNSTE
 DR. FRED E. BURLESON
 DR. LYNN A. FERGUSON
 DR. EDWARD L. COLLINS

NUMBER _____

IN OUR OWN
BUILDING
LARGEST
INSTITUTION
IN THE
WORLD
FOR THE
NON-SURGICAL
TREATMENT
OF DISEASES
OF THE
RECTUM



GRAND RAPIDS MICH.

PRACTICE LIM-
ITED TO
TREATMENT OF
DISEASES
OF THE
RECTUM
BY THE
BURLESON
PAINLESS
DISSOLVENT
METHOD.
NO CHILDHOOD
KNIFE OR
CAUTERY
BUT THE INVIC-
TIBLE METHOD

The Burleson Sanitarium

Received of _____ of _____

Payment in full for guaranteed cure of _____

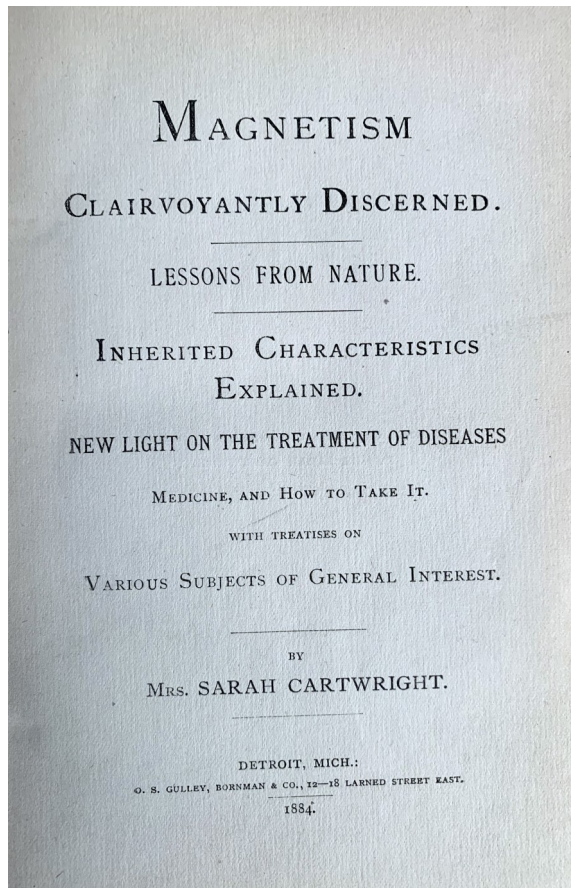
Should the above trouble ever return, we agree to give all treatments necessary to
again effect a cure without any additional charge

THE BURLESON SANITARIUM

BY _____ M. D.

FORM 701-501-9-1-1912

*Fac-Smile of Life Guarantee given to every
accepted patient.*



SPIRITUAL HEALING

7. CARTWRIGHT, Sarah. *Magnetism clairvoyantly discerned. Lessons from nature. Inherited characteristics explained. New light on the treatment of diseases. Medicine, and how to take it. With treatises on various subjects of general interest.* Detroit, Mich.: O.S. Gulley, Bornman & Co., 1884. 8vo. Publisher's cloth.

First edition. A wonderful and somewhat unique approach to the nature of disease and remedies thereof via magnetism and clairvoyance. After a biographical sketch, the author discusses inherited characteristics, including character traits as well as physical and spiritual gifts. She explains the nature of clairvoyance and the principles of magnetism, as well as the treatment of illness using those principles.

SOLD



CLASSIC OF OTOLOGY

8. CASSEBOHM, Johann Friedrich. *Tractatus quatuor anatomici de aure humana; Tractatus quintus anatomicus de aure humana. Cui accedit tractatus sextus anatomicus de aure monstri humani.* Halae Magdeburgicae: Sumtibus Orphanatrophei, 1734-35. Two works in one. 4to. With 6 folding copperplate engravings. Original wrappers; uncut copy with presentation inscription to M.F. Friedländer from C.F. Meisner, noted otologist. Preserved in a slipcase.

First editions of an important work on the anatomy and physiology of the ear. The first four tracts discuss the temporal bone, the external ear, the tympanic cavity, and the contents of the tympanic cavity. The fifth describes the labyrinth and the sixth deals with the monstrous formation of an ear found in a human fetus.

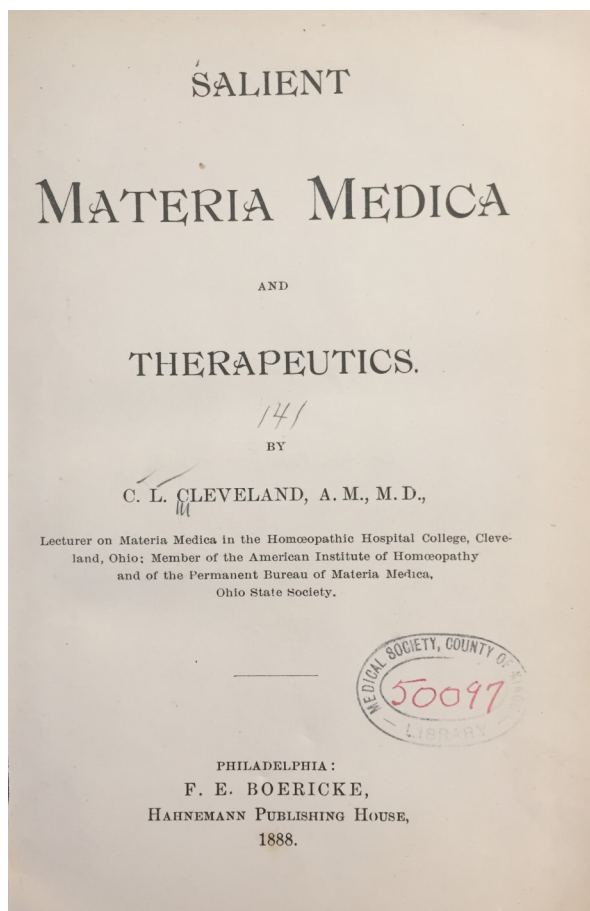
\$ 2250.00

REMEDIES FOR EVERY CONCEIVABLE AILMENT

9. **CLEVELAND, C[harles] L.** *Salient materia medica and therapeutics.* Philadelphia: F.E. Boericke, 1888. 8vo. Publisher's cloth.

First edition. Following a short preface, this book consists of a long list of remedies, including the specific chemical combination, plus for each a delineation of nine factors: 1. temperament (symptoms, type of personality, presentation, such as "rheumatic and gouty persons" or "women and children"); **note:** this factor is often left blank; 2. location and nature; 3. objective; 4. causal; 5. general characteristic; 6. aggravation; 7. amelioration; 8. therapeutic range; and 9. administration. It is a very informative and pragmatic document reflecting materia medica practices and uses at the time.

\$ 200.00

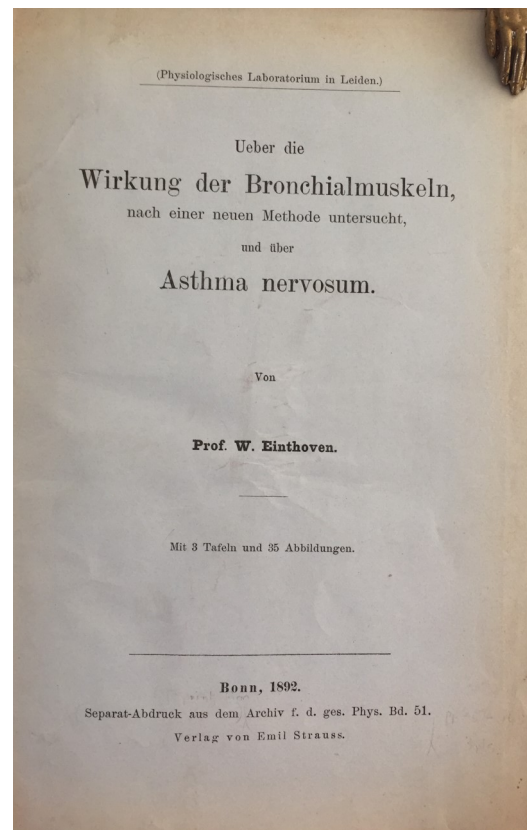


THE FIRST IMPORTANT RESEARCH BY THE INVENTOR OF THE ELECTROCARDIOGRAM

10. **EINTHOVEN, W.** "Ueber die Wirkung der Bronchialmuskeln, nach einer nuene Methode untersucht, und über Asthma nervosum." Offprint from *Archiv f. d. ges. Phys.*, Vol. 51. Bonn: Emil Strauss, 1892. 8vo. With 3 folding plates and 35 illustrations. Recent boards, original front printed wrapper bound in. Presentation inscription to Prof. John Berry Haycraft.

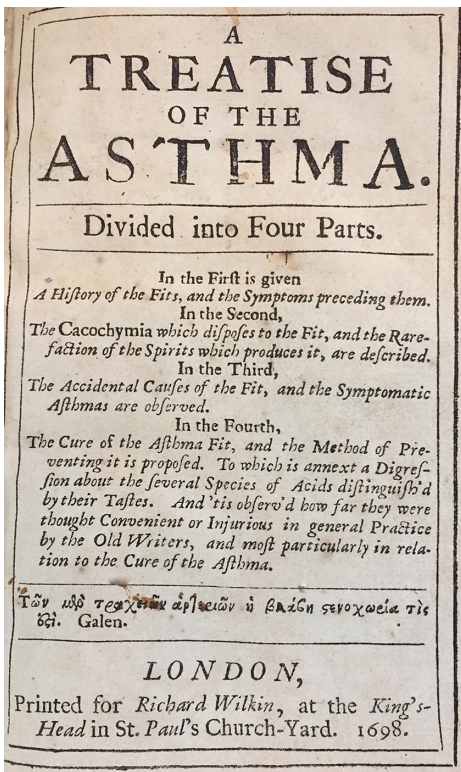
First edition of the first important research conducted by the Einthoven. *A study on the function of the bronchial muscles investigated by a new method, and on nervous asthma*, "a great work" according to Nagel's *Handbuch der physiologie*, analyzes the movements of the bronchi through experiments directed to measure the air-volume of the lungs during the phases of respiration. In pointing out the importance bronchial muscles play in disease, especially in asthma, Einthoven proves that vagal stimulation caused contraction of bronchial muscle. Einthoven received the Nobel Prize in physiology and medicine in 1924. He is considered the father of electrocardiography.

\$ 650.00



THE FIRST CLEAR DEFINITION OF ASTHMA

11. FLOYER, John. *A treatise of the asthma. Divided into four parts. In the first is given a history of the fits, and the symptoms preceding them. In the second, the cacochymia which disposes to the fit, and the rarefaction of the spirits which produces it, are described. In the third, the accidental causes of the fit, and the symptomatic asthmas are observed. In the fourth, the cure of the asthma fit, and the method of preventing it is proposed.* London: Richard Wilkin, 1698.



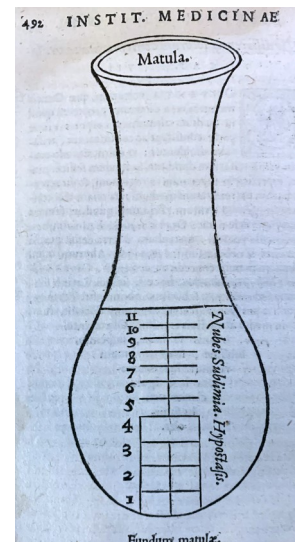
8vo. Contemporary calf. From the library of Burnes Floyer of Lichfield, a descendant of the author and the bookplates of Hyman Miller M.D. and Kenneth Garth Huston Jr.

First edition of the first clear description of bronchial asthma, and the first major monograph on the subject in English. Floyer separates asthma from other pulmonary disorders, discusses the influence of heredity in asthma and includes an early description of emphysema. \$ 6500.00

APPRECIATING THE EARLIEST MEDICAL TECHNIQUES

12. FUCHS, Leonhart. *Institutionum medicinae, sive methodi ad Hippocratis, Galeni, aliorumque veterum scripta rectè intelligenda mirè utiles libri quinque.* Lyons: Sebastian Honoratum, 1560. 8vo. Woodcut title vignette, initials, head- and tailpieces, plus 2 text woodcuts (zodiac and urinal). Seventeenth century sprinkled calf.

Second Lyon edition under this title of this treatise bringing together all the knowledge of the time on medicine, botany and pharmacology. It was first published in 1531 under the title *Compendiaria ac succincta admodum in medendi artem*, and in Lyon in 1555. One of the first systems of medicine to appear in print, Fuchs intended to help students appreciate the works of Hippocrates and Galen properly. Revised and greatly enlarged, this work went through some ten editions. Fuchs first provides an index of ailments and diseases, followed by the main text, which is divided into two parts, the first describing the ailments and referring to and explaining texts by Galen, Hippocrates, Pliny and others, and the second describing the ingredients and recipes for medicines. \$ 450.00



From the library of J Burnes Floyer of Lichfield a descendant of the author.

EXCELLENT COLLECTIONS OF GENETICS

13. GENETICS. A collection of monographs and original offprints in the fields of genetics, heredity, and evolution from the library of Alfred Henry Sturtevant (1891-1970), renowned American geneticist. All of the items, unless stated, bear Sturtevant's signature and/or stamp, and many are presentation copies from the authors, who include William Bateson, Gert Bonnier, Theodor Boveri, Calvin Bridges, Gunther & Paula Hertwig, Julian Huxley, Jacques Loeb, Charles Packard, Raymond Pearl, Reginald Punnett, Hugo DeVries and Edmund B. Wilson. A complete list will be supplied upon request. \$ 3500.00

PRESENTATION COPY FROM THE EDITOR TO GEORGE ROLLESTON

14. GOODSIR, John. *The anatomical memoirs of John Goodsir ... edited by William Turner, M.B. ... with a biographical memoir by Henry Lonsdale, M.D.* Edinburgh: Adam and Charles Black, 1868. Two volumes. 8vo. Frontispiece lithograph portrait, 13 full-page plates and numerous text illustrations. Publisher's red cloth, title in gilt on spines. An excellent and clean presentation copy from the editor William Turner with his signature to George Rolleston on the fly-leaf of the first volume.

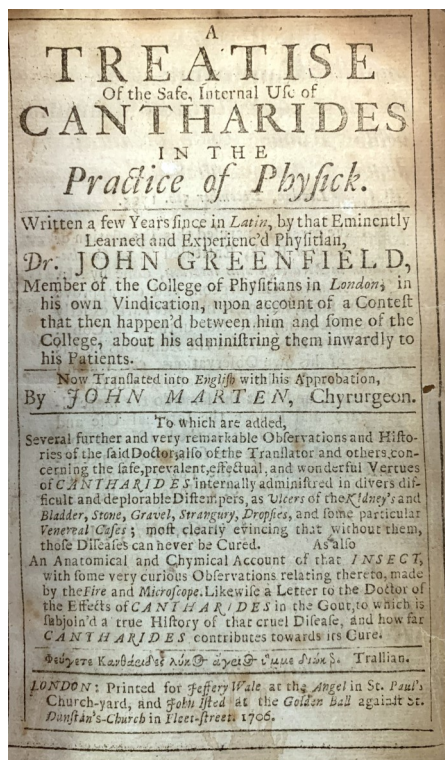
First edition. Goodsir (1814–1867) was a Scottish anatomist who pioneered the the formulation of cell theory. Using a compound microscope, Goodsir theorized that all living organisms are made of microscopic units or cells. He was described as “one of the earliest and most acute observers of cell life” by the noted physiologist Rudolf Virchow, who dedicated his famous *Cellularpathologie* (1858) to him. *Anatomical memoirs*, published posthumously, served as his *magnus opus* espousing his cell theory. It also includes biographical background about Goodsir's life. \$ 450.00



DEFENDING THE PRESCRIPTION AND USE OF SPANISH FLIES

15. GROENEVELT, Joanne [GREENFIELD, John]. *A treatise on the safe, internal use of cantharides in the practice of physick . . . To which are added, several further and very remarkable observations and histories of the said doctor; also of the translator and others concerning the safe, prevalent, effectual, and wonderful vertues of cantharides internally administered in divers difficult and deplorable distempers, as ulcers of the kidney and bladder, stone, gravel, strangury, dropsies, and some particular venereal cases; most clearly evincing that without them, those diseases can never be cured. . . .* London: Printed for Jeffery Wale, 1706. 8vo. Full calf.

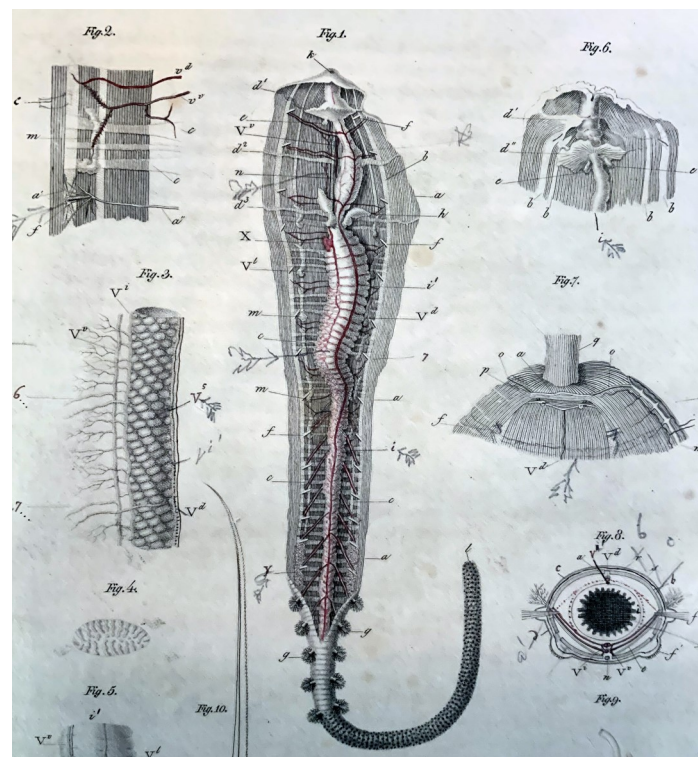
First edition in English of this rare work, translated by John Marten, the product of a notorious legal battle between the Royal College of Physicians and the author over his use of cantharides (powdered bodies of the beetle *Cantharis vesicatoria*, an aphrodisiac commonly known as Spanish flies), a practice which he defends citing actual cases and the opinions of leading physicians throughout history. He details numerous cases where cantharides were used as a successful remedy of a specific affliction, as well as antidotes to the use of cantharides for other (sexual) purposes. The work was originally published in Latin in 1698. \$ 2500.00




PARASITIC WORMS

16. GRUBE, Adolph Eduard. *Zur Anatomie und Physiologie der Kiemenwürmer.* Königsberg: Commission bei den Gebrüderm Borntreger, 1838. 4to. With 2 full-page engraved plates partially hand-colored. Cloth-backed marbled paper over boards. **(offered with)** *Actinien, Echinodermen und Würmer des Adriatischen- und Mittelmeers nach eigenen Sammlungen beschrieben.* Königsberg: Verlag von J. H. Bon, 1840. 4to. With 1 plate of chromolithograph figures. Blind-stamped black morocco, gilt-decorated spine. Both from the library of Axel Wirén with his signature and bookplate on the paste-down, stamp of the Bibliothek Zoologiska Institutionens Upsala.

I: First edition. *On the anatomy and physiology of the Gill Worm* is about one of the many types of worms studied by the author. The gill worm or gill fluke (*dactylogyrus*) is an egg-laying parasite that latches onto the gills of freshwater fish. The book also includes discussions of other marine and freshwater worms like the flatworm and leeches. **II: First edition.** This work contains descriptions of the sea anemones in the genus *Actinia*, starfish in the genus *Echinoderm*, and marine worms found in the Adriatic and Mediterranean Seas. \$ 400.00

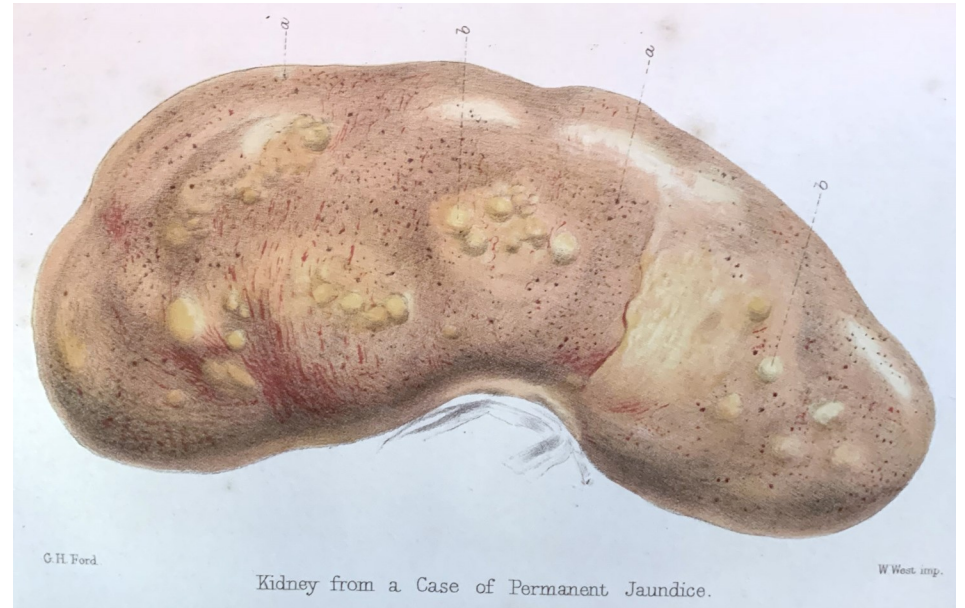




MAXIMS TO LIVE AND BE HEALTHY BY

17. HALL, W[illiam] W[hitty]. *Fun better than physic; or, everybody's life preserver.* Springfield, MA: D.E. Fisk and Company, [1871]. 8vo. Frontispiece lithograph portrait of the author. Publisher's pebbled cloth.

First edition. The author here magnanimously provides the reader with over a thousand maxims to maintain and even better their health and well-being. The maxims cover nearly every aspect of daily life and include insights like "Great eaters never live long. A voracious appetite, so far from being a sign of health, is a certain indication of disease;" "a single drop of tobacco oil will kill a cat or dog in five minutes;" "it is more healthful to wear woollen next to the skin in the summer, because it absorbs the moisture of perspiration;" and "mothers of America ... take a pride in educating your daughters to be perfect mistresses of every home duty." Dr. Hall's maxims provide an interesting glimpse to approaches towards health and wellness in America during the nineteenth century. \$ 150.00



JAUNDICE

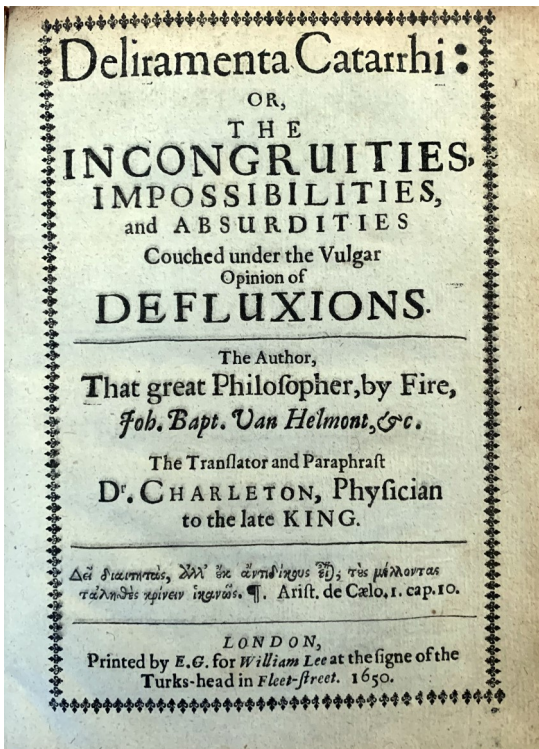
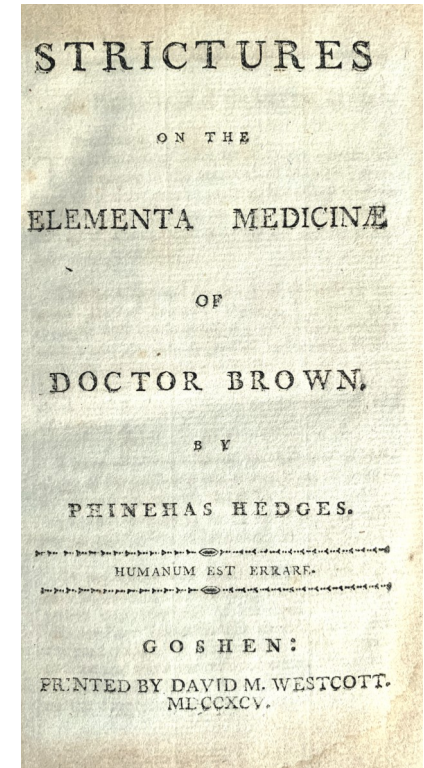
18. HARLEY, George. *Jaundice: pathology and treatment. With the application of physiological chemistry to the detection and treatment of diseases of the liver and pancreas.* London: Walton and Maberly, 1863. 8vo. With 2 full-page hand-colored plates and 8 text woodcuts. Publisher's red pebbled cloth.

First edition of this exclusive look at jaundice. The author provides methods for diagnosis, primarily examining bile and urine, and possible treatments, including the use of mercury. The illustrations depict the occlusion of bile in the liver and a kidney from a patient with permanent jaundice. Harley's assessment of jaundice is a detailed look into the medical history of the disease, its diagnosis, and treatment. \$ 200.00

AN ATTACK ON EXCITATION

19. **HEDGES, Phinehas.** *Strictures on the Elementa medicinae of Doctor Brown.* Goshen: David M. Westcott, 1795. 16mo. Contemporary calf; an excellent copy with the bookplate of the Springfield (Massachusetts) City Library stating that the book was given by Dr. George C. McClean, and the signature of William Sheldon on the paste-down.

First edition. "A specimen of early printing in an interior town in the State of New York" (Sabin). This book is an attack on Dr. Brown's *Elementa medicinae*, by a supporter of Cullen. Brown's system treated diseases as caused by excessive or defective excitation. Diseases were either "sthenic" or "asthenic" as the vital excitement increased or declined. The treatment is to stimulate (with alcohol) or depress (with opium) the patient. This was the first book printed in Goshen; the nine preceding Goshen imprints, beginning in 1790, and two other 1795 imprints, were broadsides or pamphlets that did not exceed 18 pages. Goshen was not incorporated until 1809. \$ 650.00



MUCOUS NOT NECESSARILY INDICATIVE OF DISEASE

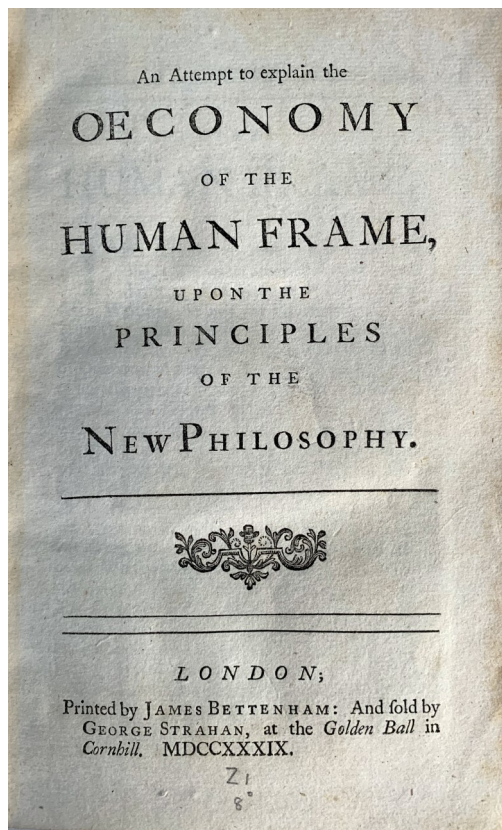
20. **HELMONT, Jean Baptiste van.** *Deliramenta catarrhi: or, the incongruities, impossibilities, and absurdities couched under the vulgar opinion of defluxions.* The author, that great philosopher, by fire, Joh. Bapt. Van Helmont, &c. The translator and paraphrast Dr. Charleton, physician to the late King. London: Printed by E.G. for William Lee, 1650. 4to. Title within typographical border, woodcut headpieces and initials, printed marginal notes. Early (possibly contemporary) full calf ruled in blind.

First and only edition in English of Helmont's treatise on catarrhal discharges and phlebotomy, an analysis of pulmonary infections. He opposes many of the popular views of the day, including bloodletting and purgatives, and takes a stand against the Galenic theory that catarrh was the result of phlegm distilling and condensing in the head, pointing out that mucus in the nose and throat actually protects tissue from irritation. This demolition of the traditional explanation of all disease as a down-flow of corrosive mucus (the so called "deliramenta catarrh") was a definite advance in the direction of understanding disease as determined by specific pathogens and local changes.

\$ 1800.00

RARE MEDICAL WORK BY ANTI-NEWTONIAN PHILOSOPHER

21. [HUTCHINSON, John]. *An attempt to explain the oeconomy of the human frame, upon the principles of the new philosophy*. London: James Bettenham: & Sold by George Straham, 1739. 8vo. Contemporary calf; an excellent copy from the library of The Earl of Portsmouth with his armorial bookplate on front paste-down.



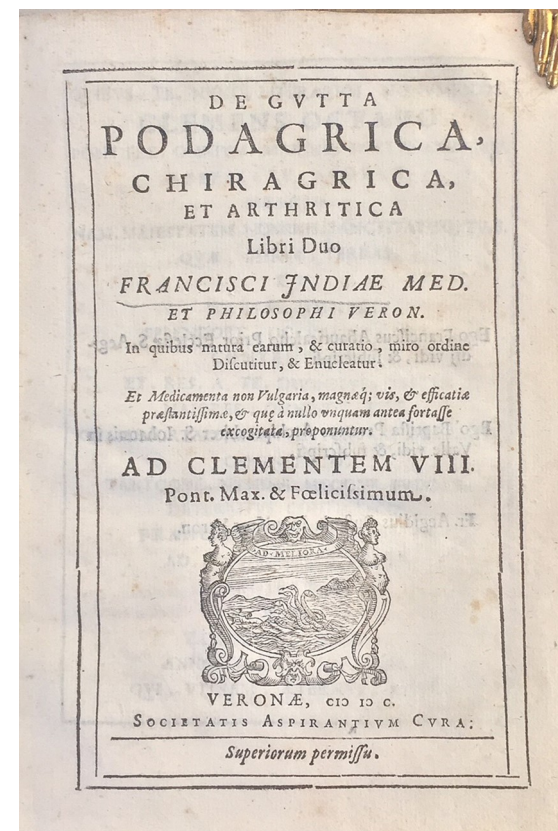
First edition of an anonymously published work by Hutchinson, exceedingly rare with only 4 known copies (3 in the UK and the Yale copy in America). Hutchinson was not a physician, but interested in the activities of medical men, including the so-called quack practitioners. He cites physicians that do not look to the patient's symptoms and only guess what diseases they might carry. He here writes on the human frame (skeleton), describing his positions about numerous subjects, such as the motion of bodies in fluid, the quality of matter placed in the stomach and of the juices secreted into it out of the blood, the circulation of blood in animals, a description of the ducts for secreting, and the glands for collecting juices out of the blood, the state of the operations in a healthy person, the effects of too much heat and too much cold, the

use of purges, diuretics, cupping and scarifying, blistering, smoking, or chewing tobacco and snuff, and his observations and comparisons between the effects of eating fresh fruits, greens, etc. \$ 4500.00

DIAGNOSIS AND TREATMENT OF GOUT

22. INDIA, Francesco. *De gutta podagrica, chiragrica, et arthritica libri duo*. . . . Veronae: Societatis Aspirantium Cura, 1600. Small 4to. Printer's device depicting snakes in water on the title page, woodcut initials, and a large woodcut above the colophon. Contemporary stiff paper binding.

First edition of this rare work on the causes and treatment of gout. By the end of the sixteenth century, medical knowledge of gout had not progressed much past theories of the humours or wild guesses regarding diet. Purging and bleeding to restore balance were still the most widely prescribed remedies, though various other treatments (some quite disgusting) were also experimented with. This treatise by the Veronese natural philosopher and physician Francesco India (fl. 1590's) includes a great many tables to assist in identifying the various types and treatments of the disease. India specifically identifies different forms and effects of gout and for each class details various remedies and restrictions. Quite a forward-thinking work for the time. \$ 3500.00



PRACTICAL ADVICE TO NEW DOCTORS

23. JACKSON, James. *Letters to a young physician just entering upon practice.* Boston: Phillips, Sampson and Company, 1855. 12mo. Original brown publisher's cloth. Flyleaf with ownership signature of Richard H. Lewis, M.D. dated May 8, 1856 torn with bottom half missing, bookplate of Edgar Frank Mauer.

First edition of this glimpse into nineteenth-century medical practices. Contains advice on the treatment of various diseases, such as chorea, phthisis, and typhoid fever as well as suggestions on how to conduct one-self in the sickroom. Jackson (1777-1867) was a second professor of medicine at Harvard University, the successor to Benjamin Waterhouse. \$ 300.00

ILLUSTRATED WORLD WAR I MILITARY MEDICINE

24. JACOB, Octave. *Iconographie du Musée du Val-de-Grâce, publiée sous la direction de O. Jacob, par les docteurs Lannou, Latarjet, Lefort, Henri Martin, Pascal, Perret, H. de Rothschild. Préface de m. Justin Godart.* Paris: Editions Scientifiques – Aristide Quillet, c. 1918. Folio. With 250 plates of photographic illustrations, many in full color. In 25 fascicules as issued.

First edition of this incredibly rare complete series of the *Iconographie du Musée du Val-de-Grâce*. The fascicules were issued immediately following the conclusion of War World I in 1918 and offer an in-depth look into how physicians adapted to treat the horrific injuries that soldiers sustained in the first truly modern war. Each figure has an explanation of the injury, information about the deceased and the doctor who initially made the observations. \$ 950.00

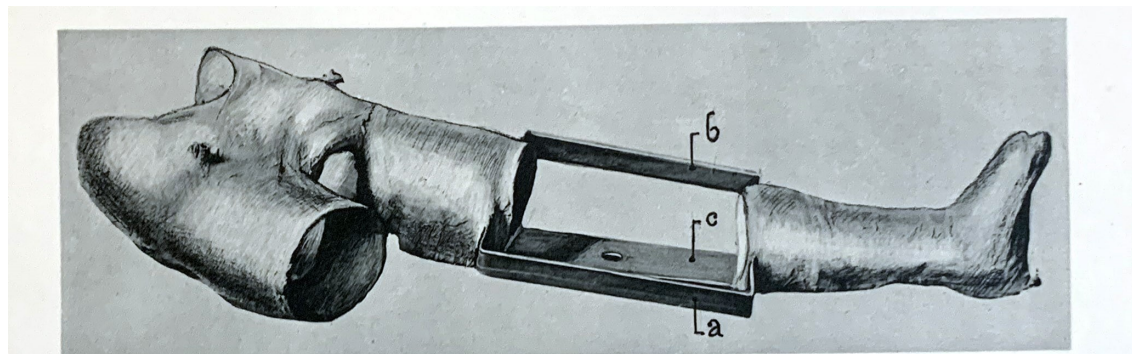
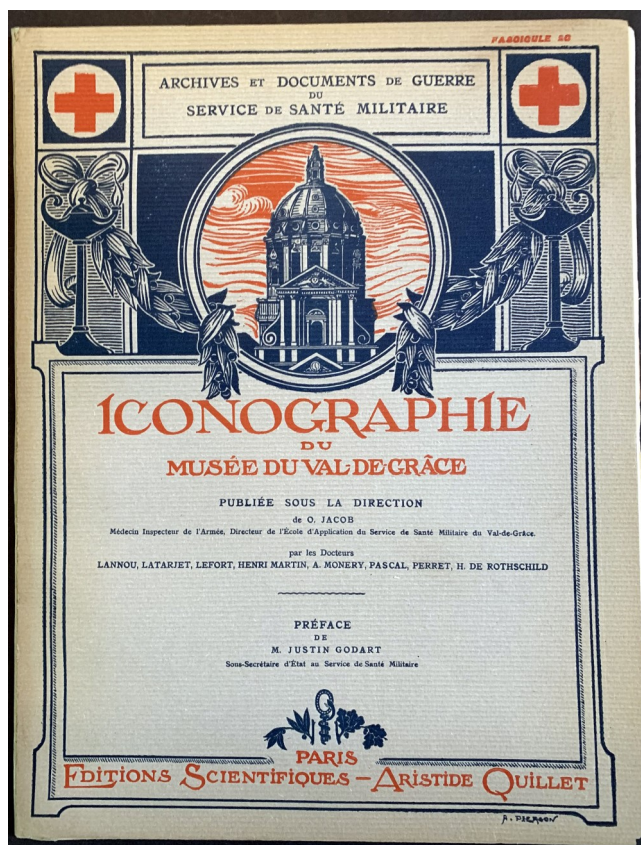
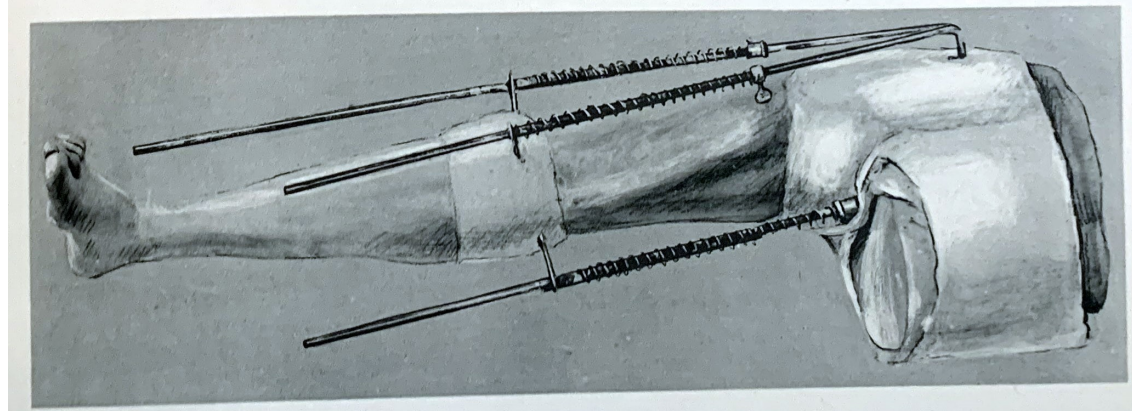


Fig. 3






NATIVE AMERICAN DREAM INTERPRETATION

25. KICKAPOO INDIAN MEDICINE CO. *Kickapoo Indian dream book*. New Haven, Conn: Healy & Bigelow, 1892. 8vo. Numerous text illustrations. Original printed chromolithograph wrappers, front wrapper detached and a small portion torn off on the bottom left corner, both wrappers with tears on the edges; interior excellent.

First edition of this fascinating and eclectic promotional work. The Kickapoo Indian Medicine Company, one of the best known for its quack medicines, was located in New Haven in 1882, when they patented the labels for "Sagwa" and "Indian Oil." They supposedly used members of the Kickapoo Indian tribe to tour and sell their medicines (not confirmed), and with their aggressive advertising and extravagant productions, the Kickapoo Indian Company's shows became some of the best-known and most widely attended. This dream book was used as a promotional tool to sell product, which is lavishly illustrated and enumerated in the pages. The text contains a discussion of the general significance of dreams and the interpretation of specific dreams. Of great interest is the explanations of various medical conditions, such as rheumatism, chronic headache, skin diseases and blood poison, and the ability to cure those ailments with (you guessed it!) Kickapoo Indian products. \$ 250.00



POTENTIAL PROBLEMS OF PREGNANCY AND DELIVERY

26. LEE, Robert. *Clinical midwifery: with the histories of four hundred cases of difficult labour.* London: John Churchill, 1842. 8vo. Later marbled wrappers; an excellent copy.

First edition. “Lee occupied much time and labour in investigations as to the pathology of diseases of women, puerperal fever, &c., and in prolonged dissections of the ganglia and nerves of the uterus” (DNB). He relates the details of numerous types of cases in this first edition, including early or prolonged labor, extreme sicknesses during pregnancy, unusual fetal positions, cases of still-born, uterine hemorrhage, and many other interesting situations. A prolific writer, Lee published numerous studies of obstetric practice. \$ 350.00

EXTRAORDINARY PLATES DEPICTING EFFECTS OF POISON

27. LESSER, Adolphe [Adolf]. *Atlas de médecine légale traduit par le Dr. L. Hahn avec une préface par M. Le Professeur Brouardel. Les empoisonnements 18 planches en couleur.* Paris: G. Masson, 1890. Folio. With 18 full-page chromolithograph plates. Morocco-backed marbled paper; interior excellent.

First edition of the French translation of the first book from Lesser's *Atlas der Gerichtlichen Medicin* (1883-1892). This work on poisons contains the author's observations on 430 cases of individuals that were poisoned between the years 1876 and 1878. The plates depict the effects of many types of poisons such as arsenic and mercury on the blood and organs. A second volume on other areas of forensic medicine such as blunt force trauma, burns and infanticide was published in 1892. \$ 1500.00

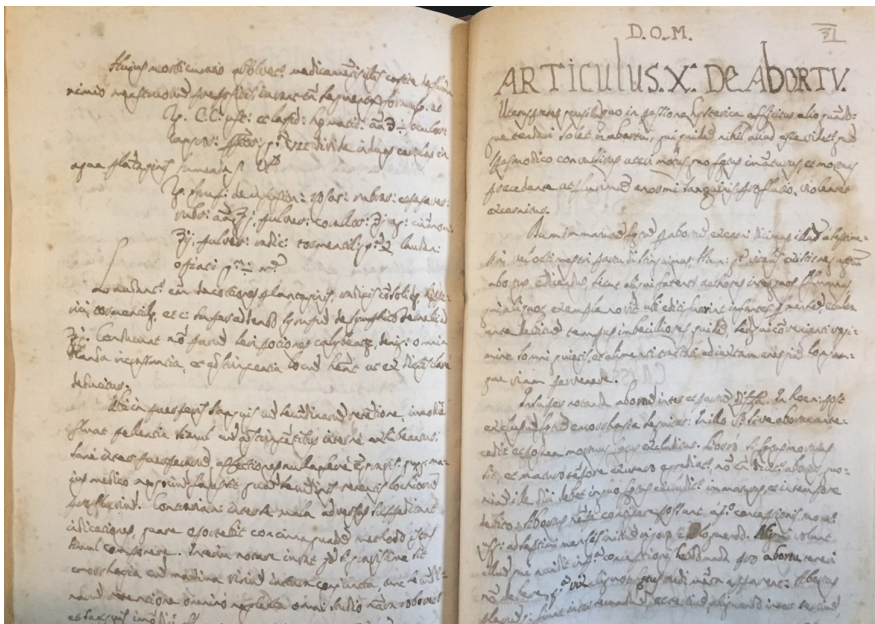


HIGHLY IMPORTANT MANUSCRIPT ON WOMENS' DISEASES

28. [MANUSCRIPT]. [DOLCE, Francesco]. *De febribus; De morbis mulierum; De morbis puerorum.* [Naples: n.p., 1749]. 8vo. Bound in contemporary calf-backed marbled boards.

An important unpublished medical manuscript written in Latin in the early eighteenth century and dedicated to the prominent and noble Gasparrini family of Naples, containing the lectures of Francesco Dolce, a well-known physician and professor of medicine at the famous "Hospital of the Incurables." This manuscript has a unique didactic value with its descriptions of various types of fever (illnesses), including a thorough discussion of the definitions, symptoms, causes, prognosis, treatments and medical procedures to be used. Maladies of the head, the skin, the heart, and other common conditions are treated. Of significant interest is the second section, which treats womens' diseases. The author discusses the menstruation cycle, and the various potential problems that arise from irregularity, failure to menstruate, and excessive bleeding. He further deals with pregnancy and the myriad of issues that can be encountered during that time, difficulties of giving birth, childbed fever, sterilization, and issues related to removal of the placenta. There is also a section on abortion. The third part deals with the more common problems of infancy, including colic and teething. Also included here are sections on children that suffer from canker sores, epilepsy and rickets. This manuscript is a testimony of the Neapolitan medical school tradition, where the approach was to utilize observation and reasoning in practice.

\$ 12,000.00

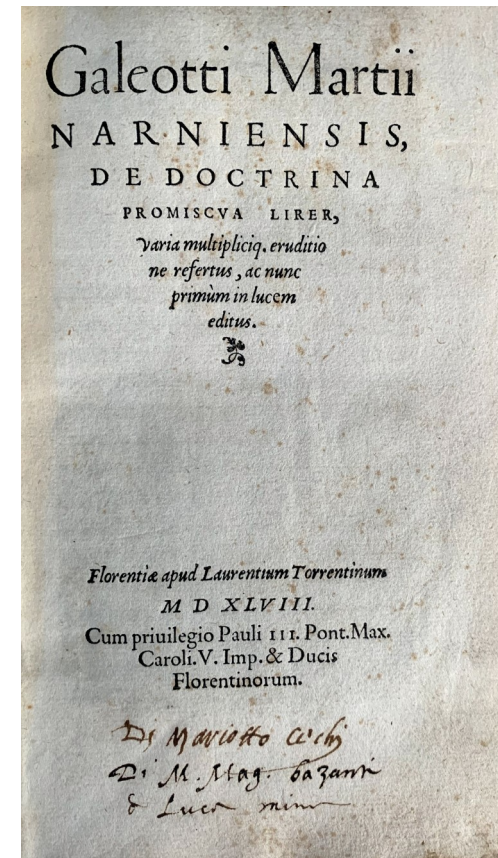



ANSWERS TO SOME BASIC 16TH-CENTURY QUESTIONS

29. MARTIUS, Galeottus [MARZIO, Galeotto]. *Galeotti Martii Narniensis, De doctrina promiscua lirin [sic]: varia multipliciq. eruditione refertus, ac nunc primum in lucem editus.* Florence: Laurentium Torrentinum, 1548. 8vo. Contemporary vellum; an excellent copy with bookplate of the Princes of Liechtenstein, contemporary inscription on title and contemporary annotation on verso of final blank.

First edition. In addition to chapters covering poisons, pharmacology, and astrology, Martius includes discussions on everything from the moon's effect on tides to explanations of why the zodiac has animal names. He answers such questions as "why joy and fear kill suddenly" or "why the blood of the corpse flows in the murderer's presence." He also writes extensively on the positive medical benefits of coitus (with a comment that "the perfect marriage is between a blind woman and a deaf man").

\$ 4500.00





MALADIES OF THE FRENCH ARISTOCRACY

30. MENIÈRE, P[rosper]. *Les consultations de Madame de Sévigné.* Paris: Germer-Baillière, 1862 [1864]. 8vo. Original printer wrappers, front wrapper detached; first few gatherings loose. An uncut copy with the presentation inscription from the author's son on the half-title.

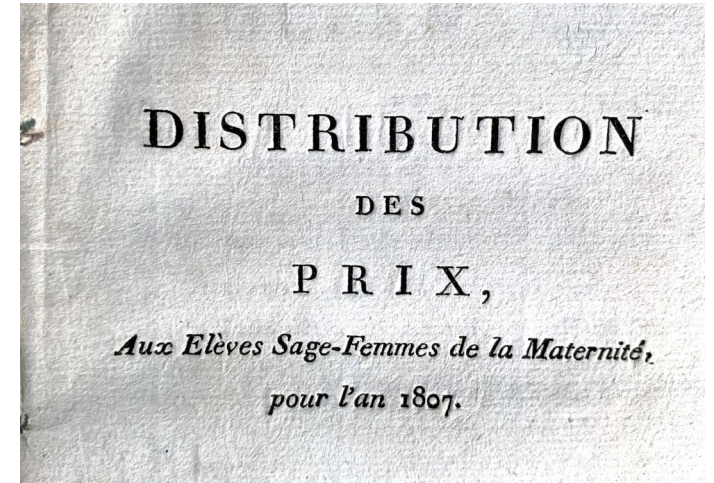
First edition of this fascinating look into the maladies of the French aristocracy. Menière (1799-1862) was a French physician who first described the symptoms of the inner ear disorder now known as Menière's disease. When not practicing, Menière spent his time going over early literary works, researching references to medicine. The present work, which represents extensive research done upon the correspondence of the French aristocrat Marie de Rabutin-Chantal, the Marquise de Sévigné (1626-1696).

THE GRADUATING CLASS OF THE 1807 PARIS SCHOOL FOR MIDWIVES

31. [MIDWIFERY]. PARIS ÉCOLE D'ACCOUCHEMENT. *Distribution des prix aux élèves sage-femmes de la Maternité pour l'an 1807.* Paris: École d'Accouchement, 1807. 8vo. Original printed wrappers; a fine uncut and partially unopened, unsophisticated copy.

First and only printing of the official account of the prize-giving ceremony for the 1807 graduating midwives from the École d'Accouchement at the Maternité in Paris, France's premier midwifery school. As part of the Revolutionary reorganization and rationalization of the medical profession, legislation was passed in An XI (1803) regulating the number of midwives, their training and licensing requirements. Women between the ages of 18 and 35 were sent for very specific courses, which included not only the theory and practice of delivery, but inoculation, bleeding, and the knowledge of herbs and plants that might be effective during problematic pregnancies and births. The awards for 1807 were presented by the Minister of the Interior, and an address was given by Camet de la Bonardier, Mayor of the 11th arrondissement of Paris. A list of the midwives who have passed, together with progress reports on other students at the school is then given, thus providing a fascinating snapshot into both the internal administration of a public institution, as well as of the teaching of midwifery in early Napoleonic France.

\$ 950.00



32. ALSO: Prix de Bonne Conduite. Melle Robinet, 1900-1902.

42 mm. round silver medal in its original red morocco case. An attractive medal awarded in 1902 by the School for Midwives in Paris to Miss Robinet for "good conduct," presumably presented at the end of the year ceremony.

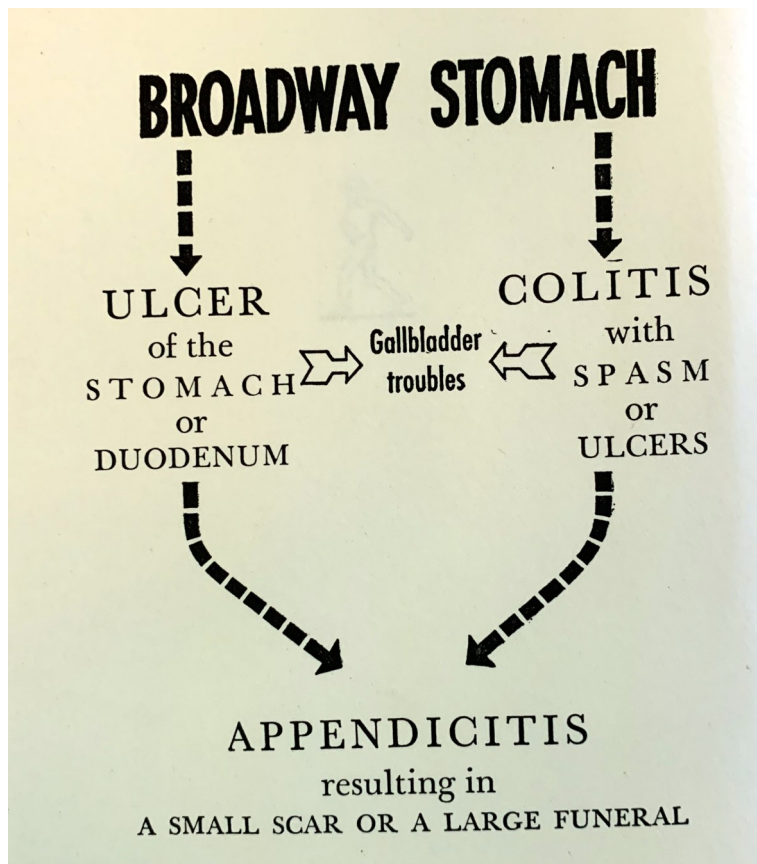
\$ 600.00



TREATING THE JITTERS

33. **MONTAGUE, Joseph F.** *Broadway stomach.* New York: Simon and Schuster, 1940. 8vo. Text illustrations. Publisher's cloth with the original unclipped dust jacket.

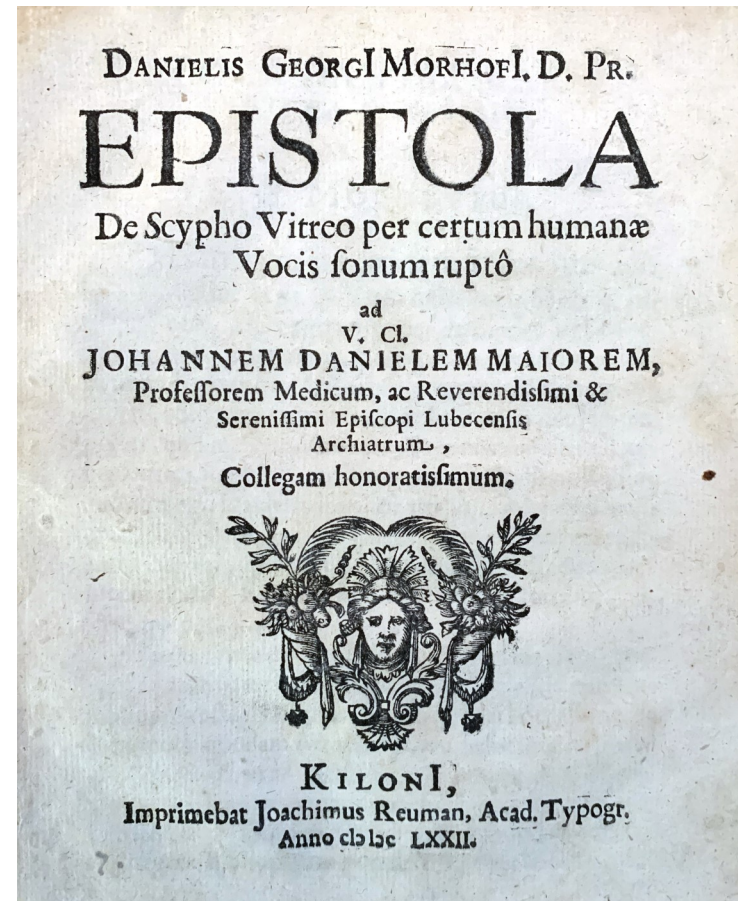
First edition. From mild stress to ulcers, colitis and cancer, the author treats the ailments derived from a "high-tension lifestyle" (the Broadway stomach), as prevalent in the any part of the country (or world) as in Times Square. "He tells us what a belch means, and what dyspepsia and gastritis are. He shows us the sane way of using alcohol and tobacco. He gives Mr. And Mrs. Average Man a regimen for living healthily and wisely. Above all, he knows a way of relieving nervous tension" (dust jacket). Montague's intention is to explain the underlying causes of nervous tension and the means of overcoming indigestion and gastric disorders without resorting to drugs or "quack nostrums," and to effectively organize one's lifestyle to avoid maladies, insuring a longer and happier life. \$ 250.00



FIRST DESCRIPTION OF A VOICE BREAKING GLASS

34. **MORHOF, Daniel Georg.** *Epistola de scypho vitreo per certum humanae vocis fonum rupto.* Kiel: Joachimus Reuman, 1672. 4to. Title with woodcut device. Disbound.

First edition of this unusual letter from Morhof to medical colleague Johann Daniel Major, recounting how an Amsterdam wine merchant had figured out how to break glasses with his voice. Morhof cites the earlier acoustic works of Boyle, Descartes, Kircher and more, including Daniel Bartoli, Rector of the Jesuit College of Rome, who is noted for providing the earliest modern exposition on the physics of sound. While Bartoli is generally credited as the first to mention the shattering of glass at certain pitches in his *Del suono de 'tremori armonici* of 1680, Morhof's original research at Kiel predates this by at least eight years. \$ 1500.00





A FAMILY OF SPOTTED NEGROES

... than a blaze in the hair

DISTURBING ACCOUNT OF AN AMERICAN EUGENICIST

35. POPENOE, Paul & JOHNSON, Roswell Hill. *Applied eugenics.* New York: The Macmillan Company, 1918. 8vo. Numerous photographic illustrations, many full-page. Publisher's cloth; an excellent copy.

First edition. Idolizing Charles Darwin, Popenoe became interested in human breeding, believing that improving humanity would happen by applying science to society. His focus turned to heredity and eugenics, an extension of natural selection. He was a staunch proponent of sterilization for the mentally ill. *Applied Eugenics* outlines his vision of a eugenics program that primarily relied on the segregation of "waste humanity" into rural institutions where they would perform manual labor to offset the cost of their institutionalization. The authors initially discuss the "nature or nurture" issue as a prelude to their explanation of eugenics and why their program matters. Everything gets tossed into the fray, including Darwin and natural selection, miscegenation, increasing the marriage and birth rates of the superior races, feminism, old age and, of course, religion.

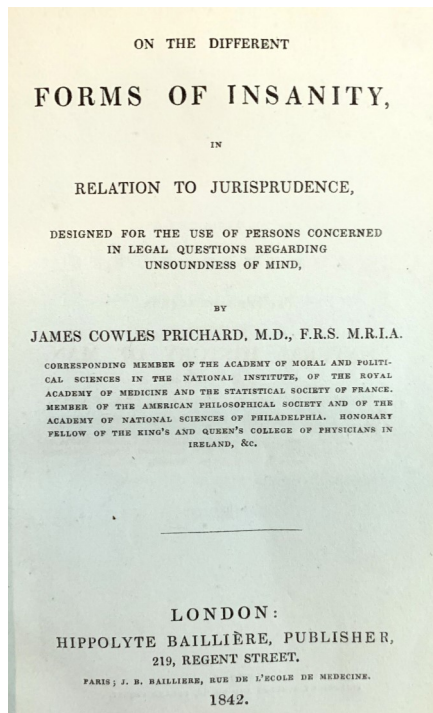
\$ 400.00

MAINTAINING THE HEALTH OF SOLDIERS



36. PORZIO (PORTIUS), Luca Antonio. *Opera omnia, medica, philosophica, et mathematica, in unum collecta, atque ad meliorem, commodioremque formam redacta.* Neapoli: Typis Felicis Caroli Mosca; Expensis Cajetani Elia, 1736. Two volumes. 4to. With 10 folding plates. Beautiful Cambridge-style binding.

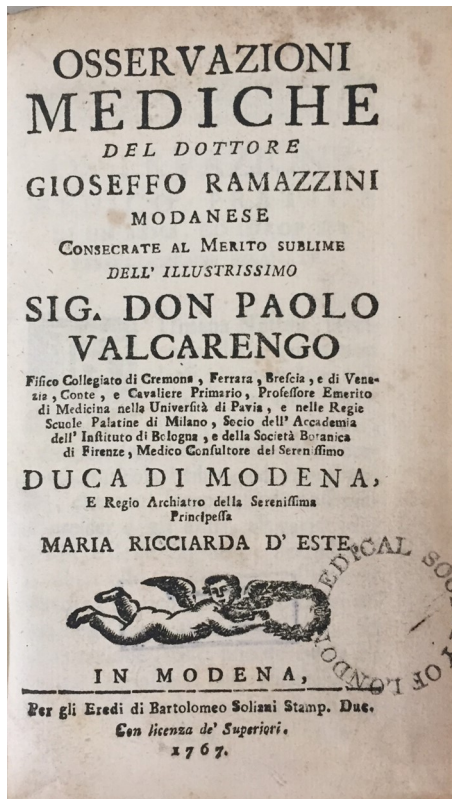
First edition of this posthumous publication of works on medicine, philosophy, and mathematics. Included is a dialogue on the blood according to Erasistratus, Galen, Thomas Willis, and Van Helmont, an *Apologia* of Galen, a paraphrasing of Hippocrates, and Porzio's own *De militis in castris sanitate tuenda*, *De motu corporum*, and various fragments and dissertations, all of which are in Latin. *De militis in castris*, originally published in 1685 and considered Porzio's most important work, was inspired by the author's direct experience with soldiers during the Ottoman Empire's siege of Vienna, during which he gained a first-hand view of the common diseases and ailments contracted during wartime, many of which were caused by unsanitary conditions. The resulting treatise offered advice on cleanliness and diet for soldiers and remained an authoritative source on the subject well into the mid-eighteenth century. The final two sections are in Italian, one being a collection of Porzio's letters and academic speeches and the other being a treatise on the use of potions for fistulas. \$ 1250.00



MORAL INSANITY

37. PRICHARD, James Cowles. *On the different forms of insanity in relation to jurisprudence: designed for the use of persons concerned in legal questions regarding unsoundness of mind.* London: Hippolyte Bailliere, 1842. 8vo. Half-morocco and marbled boards, marbled endpapers; a fine, uncut copy from the library of James Brown Montgomerie-Fleming (1884-1917), whose mother Jane Prichard was likely the granddaughter of the author, with his bookplate on the paste-down.

First edition. Prichard was the first to make distinctions between various types of mental illness. He advanced a theory of moral insanity by recognizing abnormal emotional disturbance and behavior without intellectual impairment. This led to his work on the treatment of senile dementia. This work follows up on earlier theoretical material by applying his studies of emotional maladies to the legal system and diminished capacity. \$ 500.00



**IMPORTANT TREATISE ON THE INEFFECTIVENESS
OF SMALLPOX INOCULATION**

38. RAMAZZINI, Gioseffo. *Osservazioni mediche.* Modena: Bartolomeo Soliani, 1767. 12mo. Contemporary vellum; an excellent copy.


First and only edition of this scarce work from the great-grandson of the renowned physician Bernardino Ramazzini. Written during the early days of empirical experimentation with smallpox inoculation when many young physicians were excited about the prospects of treating diseases with this method, Ramazzini takes a more conservative stand, emphatically stating that medical practice is unprepared to create a useful and effective vaccine, as well as the lack of experience most doctors have in the practice of inoculation. OCLC locates 1 copy in America (NLM).

\$ 2500.00

**EVOLUTION AND GENETICS OFFPRINTS FROM THE FRIDAY EVENING
DISCOURSES OF THE ROYAL INSTITUTION**

39. ROYAL INSTITUTION. 26 offprints from the Friday Evening Discourses of works in evolution and genetics. All are sewn or stapled as issued, without wrappers, in excellent condition. Authors include William Bateson, E.B. Ford, Francis Galton, J.B.S. Haldane, Thomas Huxley, Edwin Lankester and George Rolleston, among others. A complete list will be supplied upon request.

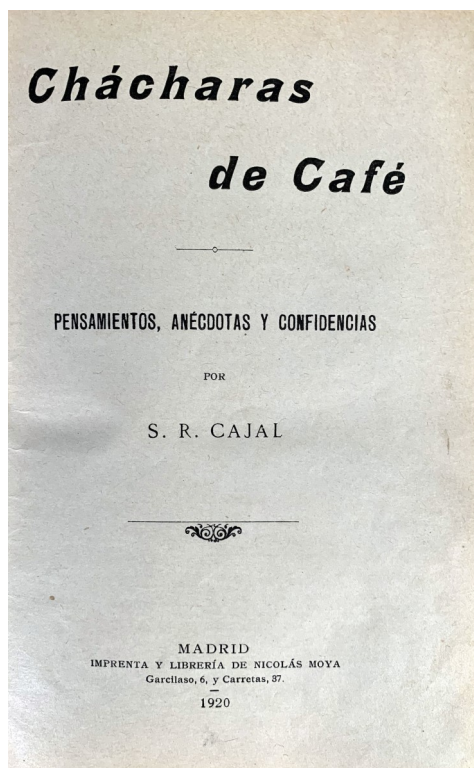
\$ 3500.00



SCHMOOZING WITH NOBELIST RAMON Y CAJAL

40. **RAMÓN Y CAJAL, Santiago.** *Chácharas de café: pensamientos, anécdotas y confidencias.* Madrid: Librería de Nicolás Moyam, 1920. 8vo. Publisher's burgundy cloth.

First and only edition, very rare, of this book of meditations, often humorous, by the father of neuroscience. These *chácharas* ("chitchats") were born from Cajal's participation in *tertulias* at Café Suizo, once a locus of Spanish culture where intellectuals gathered daily for lively discussion. These ruminations recall the dialogues of "philosophers ancient and modern, from Plato and Epicurus to Schopenhauer and Herbert Spencer; and we rendered enthusiastic veneration to evolution and its high priests, Darwin and Haeckel, and abominated the satanic arrogance of Nietzsche" (Cajal). Written towards the end of his life, the text is divided into vignettes and anecdotal ruminations throughout eleven chapters which cleverly muse over love, immortality, death, education, conversation, politics, morality, and many other topics. \$ 4500.00



RARE RENAISSANCE BOOK OF SECRETS - - GENDER OF WRITER SUSPECT

41. **ROSSELLO, Don Timotheo.** *Della svmma de' secreti vniversali in ogni materia parte prima [et seconda].* Venezia: Giovanni Bariletto, 1561. Two parts in one. 8vo. Contemporary vellum. Manuscript note on second title that suggests that Rossello is an alias for D. Panizza of Venice (?). Also of interest is the different spelling of Venice, "Venegia" on the first title and "Venetia" on the second.

First edition, extremely rare, of this important and enigmatic treatise of alchemical, pharmaceutical and herbal formulas containing almost every remedy and new mode of therapy for illness as well as the ability to remain in good health. Among the topics described are recipes for plague amulets to aphrodisiacs and formulas from lip balm to paint pigments and cleaning teeth. Of special interest (especially given the question of the gender of the writer) is the formula for a mixture of quail testicles, large winged ants, musk, and amber to treat erectile dysfunction. In the same year the present book was published, Isabella Cortese, an Italian writer and alchemist, published *I secreti della signora Isabella Cortese* (*The secrets of Lady Isabella Cortese*), same printer, same printer's device, and some similarities in recipes. No extended information has been found on Cortese and her life. It has been questioned whether Cortese was a pseudonym for Rossello (or vice versa), possibly to increase sales. \$ 10,500.00



AN ENCYCLOPEDIC MASTERPIECE OF ANATOMY AND SYMBOLISM

42. **SCARLATTINI, Ottavio.** *Homo et ejus partes figuratus & symbolicus, anatomicus, rationalis, moralis, mysticus, politicus, & legalis, collectus et explicatus cum figuris. . .* Augsburg and Dilingae: Augustae Vindelicorum & Joannis Caspari Bencard, 1695. Two volumes in one. Folio. With frontispiece, 42 copper engravings, woodcut initials and head- and tailpieces. Wonderful contemporary rolled pigskin over thick boards, clasps present; red edges, worming throughout much of text.

First Latin edition translated by Matthias Honcamp from the original Italian of 1683-1684. Scarlattini's masterpiece is a tour-de-force compendium fusing emblematic and occult knowledge with a treatise on human anatomy and physiology. Emphasizing the dual nature of humanity - external and internal, spiritual and material - the author considers the human body both in parts and as a whole, discussing their traits and associations in astonishing detail. Particularly interesting are his discussions of herbs and their astrological correspondences for the treatment of disease, as well as providing the formulae for preparations to be used in alchemical research. The occult properties of saliva, urine, semen and the like are also explained. Embedded in the text are 42 exquisite copper engravings, each depicting a different emblematic representation. There is a magical quality at work in these illustrations that makes them feel as relevant today as when the work was first printed.

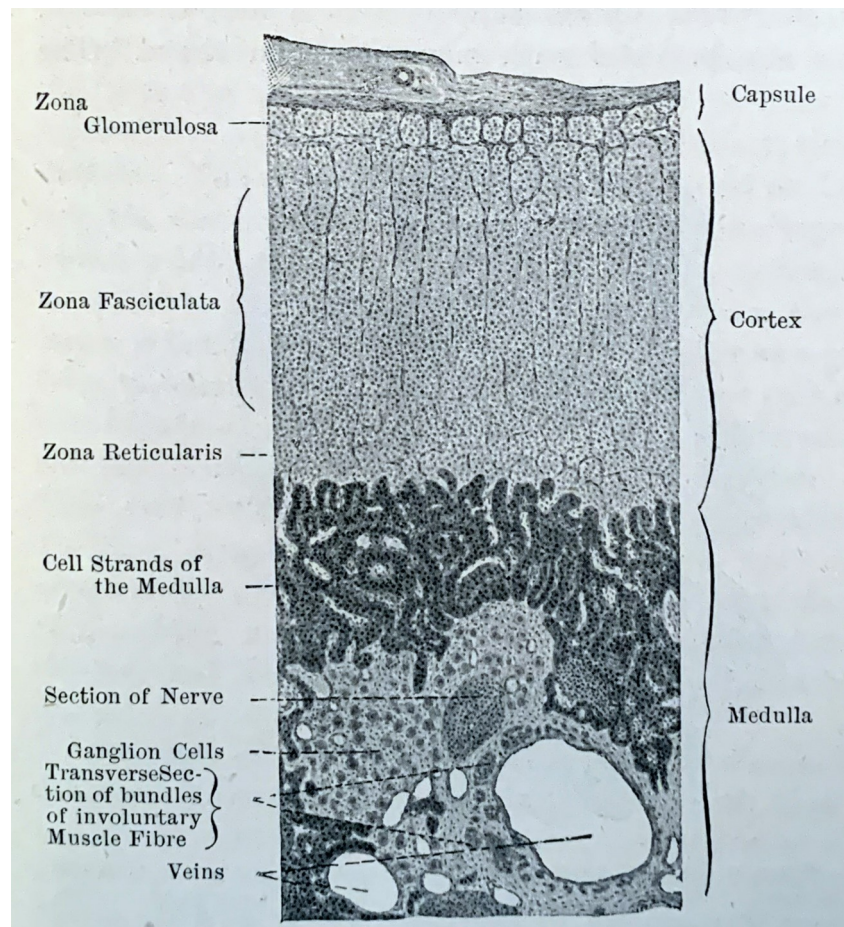
\$ 6000.00



ANIMAL ORGANS AS REMEDY

43. SHAW, Harold Batty. *Organotherapy or treatment by means of preparations of various organs.* Chicago: W.T. Keener & Co., 1905. 8vo. With 14 text illustrations. Publisher's cloth with blind stamped series title, "Modern Methods of Treatment" on cover.

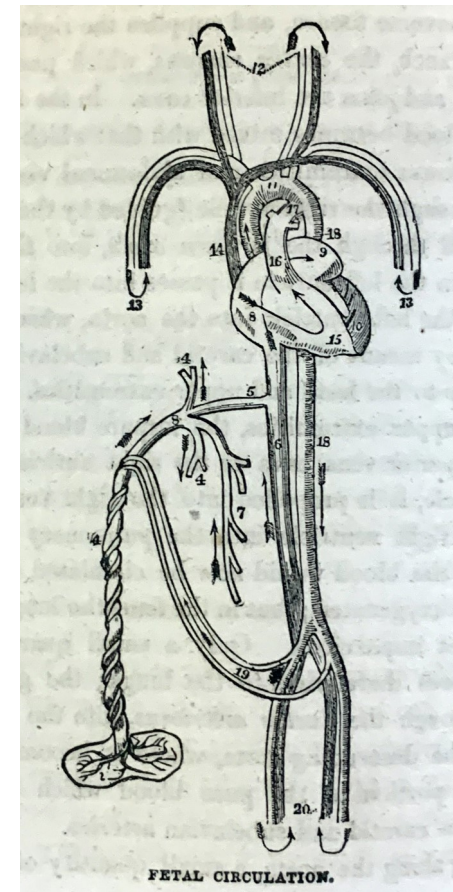
First American edition, published simultaneously with the London printing. The author here advocates for the use of organotherapy, the treatment of disease using the extracts from animal organs, specifically glands. He explains the history of the use of animal organs and gives a descriptive physiology of the different glands and organs from animals that are the most useful like the parathyroid gland of a cat or the liver of a dog. Shaw also includes illustrations of cross-sections and magnified views of these glands and organs. \$ 250.00



WATER TREATMENTS FOR WOMEN

44. SHEW, Joel. *Midwifery and the diseases of women. A descriptive and practical work showing the superiority of water-treatment in menstruation and its disorders ... in pregnancy and its diseases, abortion, uterine hemorrhage, and the general management of child-birth, nursing, etc.* Illustrated with numerous cases of treatment. New York: Fowlers and Wells, 1857. 8vo. Woodcut text illustrations. Publisher's blind-stamped cloth.

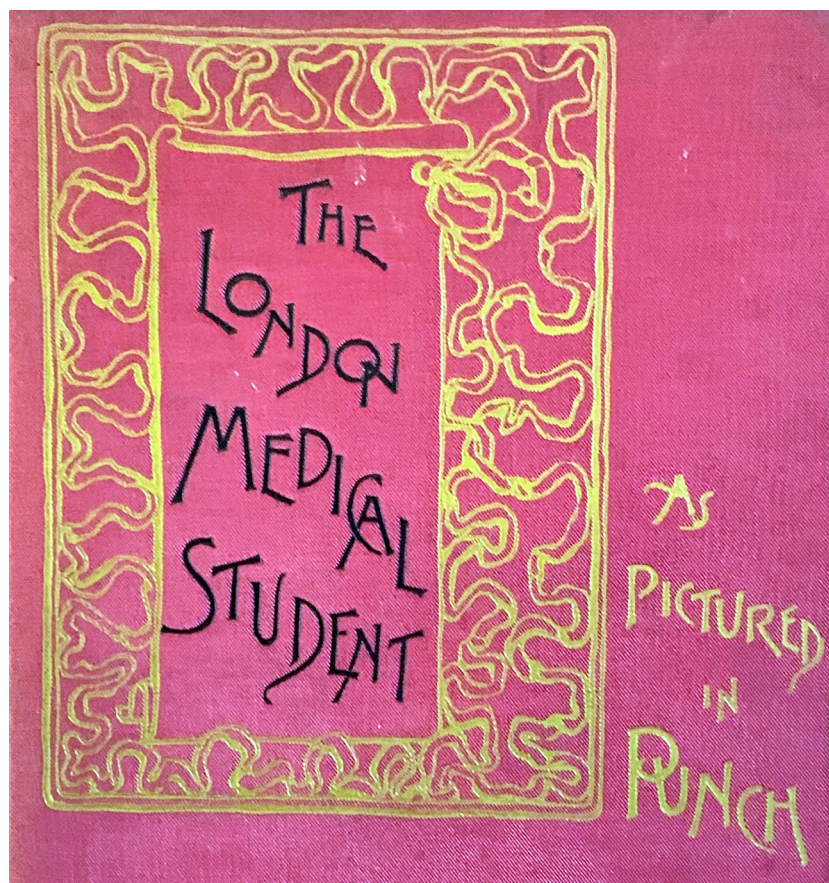
Third edition, first printed in 1852 by Fowlers and Wells, who specialized in books espousing hydropathy as a medical treatment. The author specifically discusses hydropathy (today known as hydrotherapy) as a treatment for medical issues in obstetrics and gynecology. Shew explains how hydropathy can be used to regulate menstruation and prevent miscarriages, among many other uses. He describes numerous cases from his personal experience, providing interesting insights into the state of women's health in the mid-nineteenth century. \$ 150.00



TRIALS AND TRIBULATIONS OF MEDICAL STUDENTS

45. SMITH, Albert. *The London Medical Student and Curiosities of Medical Experience as Pictured in Punch.* New York: John B. Alden, 1889. 8vo. Publisher's decorated red cloth.

First printing of the third issue from a series from *Punch* magazine. The first issue of *The London medical student* appeared in 1845 with subsequent issues appearing in 1851, 1861, 1889, and final one in 1893. Each series as some similar parts in the beginning but is basically different. The present copy, consisting of the 1889 issues, begins thus "We are about to discuss a subject as critical and important to take up as the abdominal aorta; for should we offend the class we are about to portray, there are fifteen hundred medical students, arrived this week in London, ripe and ready to avenge themselves upon our devoted cranium." \$ 75.00



AN AMAZING TALE OF SURVIVAL AND PTSD

46. SOMIS, Ignazio. *An historical narrative of a most extraordinary event which happened at the village of Bergemoletto in Italy: where three women were saved out of the ruins of a stable, in which they had been buried thirty-seven days by a heavy fall of snow. With curious remarks.* London: Printed for T. Osborne, 1765. 12mo. With 2 folding engraved plates. Contemporary full calf.

Extremely rare first English edition of an account of an extraordinary event which resulted in a condition identified by the author and what is now deemed post-traumatic stress disorder. Somis describes in incredible detail the harrowing survival tale of three women trapped in a stable during an avalanche in the town of Bergemoletto in Piedmont which occurred on March 19, 1755. Mary Anne, Anne, and Margaret survived for thirty-seven days on a small supply of milk with a decreasing air supply and deteriorating conditions. He provides biological and physiological hypotheses as to how these women survived, stating that adolescent bodies have less resistance and energy reserves, and since these women were adults, their bodies were more hardy. He supports this by referencing medical works by prominent physicians such as Haller, Swammerdam, Eustachio, Harvey, and Scheuchzer. One plate shows a map of the town and mountain where the avalanche occurred; the other plate illustrates equipment used by the author to simulate the bladders of the women in their captivity. \$ 2500.00





**PHOTOGRAPH ALBUM AND SCRAPBOOK
FROM THE WORLD WAR I ARMY MEDICAL RESERVE**

47. TERWILLIGER, James. [Scrapbook and Photo Album]. *Medical Corps Army Reserve*. England, France: 1917-1919. Oblong 4to. With 74 black and white or sepia-toned gelatin silver photographs along with various ephemera. Gray cloth over stiff paper boards with "My Book" handwritten with a drawing on the front board.

A scrapbook kept by an American soldier, Private First Class James Terwilliger, while serving with the Ambulance Corps through the Army Reserve in England during World War I. Terwilliger's company, representing the No. 2 Base Hospital, an ambulance corps from the Presbyterian Hospital, New York, landed in Liverpool on May 23, 1917. The unit would eventually head to France and take charge of British field hospitals on that front. A large group photo captioned "Officers of the original unit" shows a group of uniformed men posed, some with swagger sticks, and each labeled with a name. Numerous photos show men on stretchers arriving on trains and being taken away by the ambulances. One of these shows a long line of wounded surrounded by soldiers with the caption, "Evacuating to England." A newspaper clipping discusses how German rumors of British and American medical officers not getting along are false. Terwilliger includes foreign money, ticket stubs, military documents, and pictorial postcards representing his time abroad. One page also features "bread tickets" from France and Germany. The album continues through 1919 and shows hospital records of casualties and photographs of various wounds (for example, one captioned "head wounds"). An extensive look at the service of a medical reserve corps soldier in the Great War. **SOLD**

THE FIRST MONOGRAPH SOLELY DEVOTED TO THE NEWBORN INFANT


48. VALLEIX, François L[ouis] I[sidore]. *Clinique des maladies des enfants nouveau-nés.* Paris: J.B. Baillière, 1838. 8vo. With 2 large folding plates, hand colored. Partially unopened in contemporary pebbled cloth, gilt spine.

First edition. Valleix (1807-1855) was one of the earliest to cultivate the speciality of diseases of children in France. He followed Billard and Berton at l'Hôpital des Enfants Trouvés. In his speciality of neurological ailments and diseases of the skin, Valleix's investigations were very useful in the attainment of accuracy in diagnosis. \$ 650.00

THREE WEISMANN OFFPRINTS FROM HIS OWN LIBRARY

49. 1. WEISMANN, August & ISCHIKAWA, Chiyomatsu. *Weitere untersuchungen zum zahlengesetz der richtungskorper, (Further investigations into the statutory number of polar bodies).* Zoologischen Jahrbuchern, Jena, Gustav Fischer, 1888. 8vo. The authors here seek to lay the foundation for the laws regarding the number of polar bodies in animals, polar bodies being cell structures found inside an ovum and produced during oogenesis. Weismann addresses the importance of polar bodies for inheritance factors, crucial to his stance against Lamarckism.

2. WEISMANN, August. *Äussere Einflüsse als Entwicklungsreize (External influences as a stimulus for development).* Jena: Gustav Fischer, 1894. 8vo. This paper sets out Weismann's views on the importance of external factors on animal development. He treats both preformation (the theory that all organisms were created at the same time, and that succeeding generations grow from fully-formed but miniature versions of themselves that have always existed) and epigenesis (that each embryo or organism is gradually produced from an undifferentiated mass by a series of stages during which new parts are added and their importance to development). These were crucial arguments in the continuing discussions between Lamarckists and neo-Mendelian theories, at a time before the rediscovery of Mendel's work.



3. WEISMANN, August. *Neue gendanken zur vererbungsfrage (new thoughts on inheritance).* Jena: Gustav Fischer, 1895. 8vo. This is particularly noteworthy for his first proposal of germinal selection, the theory of hierarchical selection, that germ plasm is made up of chromosomes composed of thousands of minute particles carrying hereditary information. Weismann argues that heritable peculiarities occurred among the biophors and cells, and that these were variations in the primary cell constituents which might be influenced by natural selection: a further move towards Weismann's belief that "natural selection was adequate even beyond Darwin's hopes."


Three works, all first edition in original wrappers.

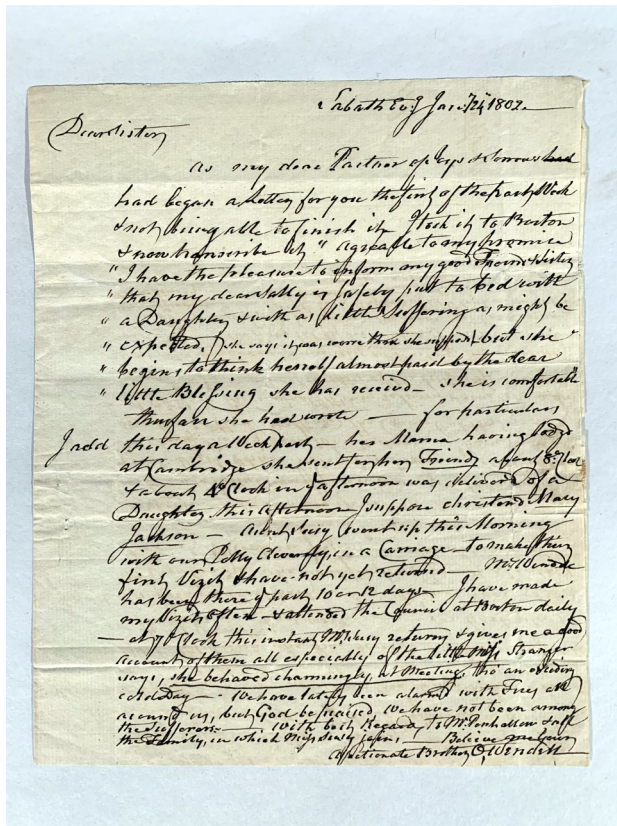
\$ 2400.00

BRILLIANT BOTANICAL ILLUSTRATIONS

50. WINKLER, Eduard. *Pharmaceutische Waarenkunde oder Handatlas der Pharmakologie, enthaltend Abbildungen alle wichtigen pharmaceutischen Naturalien und Rohwaaren nebst genauer Charakteristik und kurzer Beschreibung, Bildersammlung zu folgenden Werken ...* Leipzig: Verlag von Ernst Schäfer, 1852. Folio. With 159 engraved plates, hand-colored with tissue guards; lacking 1 plate (No. XXVI.2). Half morocco and marbled boards.

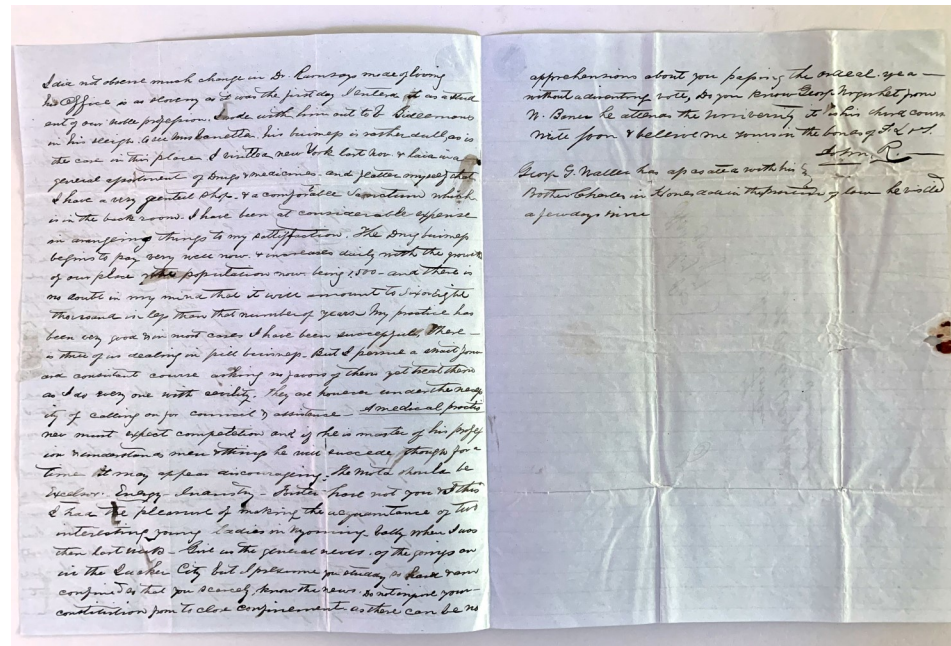
Rare second edition; the first was issued in 1845 and a third in 1857. Winkler (1799–1862) was a German scholar specializing in botany. His *Pharmaceutische Waarenkunde* was intended to provide students of pharmacology, botany, and medicine with the necessary images to identify medicinal flora and fauna. The engravings are incredibly detailed and beautifully hand-colored. The parts of plants and animals are arranged on the plate to show various cross-sections and views. \$ 800.00





ARCHIVE OF HOLMES / WENDELL FAMILY LETTERS

51. An archive of 30 items, including 29 autograph letters and notes, plus 1 O.W. Holmes Sr. offprint from the library of H.A. Kelly with his signature. Includes 5 letters from O.H. Holmes Sr.'s grandfather, Judge Oliver Wendell; 6 from O.H. Holmes Sr.'s father, Abiel Holmes; letters from his siblings John, Ann (and including letters from Ann's husband Charles Wentworth Upham), and Mary Jackson Holmes Parson; 2 from his wife Amelia; and letters from his son O.H. Holmes Jr. Also included is the signature of his great-grandfather Col. Jacob Wendell. The letters, for the most part, recount social and family functions, holidays, births and deaths, health of family members, journeys, and the simple thoughts that go into correspondence between intimate family members. The archive reflects a close, thoughtful and representative view of the Holmes family throughout the nineteenth century. A complete list will be supplied upon request. \$ 14,500.00



THE BUSINESS OF A MEDICAL AND PHARMACEUTICAL PRACTICE

52. Autographed letter signed, John R. to a Dr. Andrew Forster at the Philadelphia College of Medicine. Hawley, PA. January 7, 1850. 3 pp. Folded. John R. writes that he has studied medicine with a Dr. Rumsay whose office "is as slovenly as it was the first day I entered it as a student." He is now practicing medicine, & selling drugs & medicine, and discusses his current business and what he feels the short-term future will bring to that business, as well as competition. He also makes reference to Quaker practices. \$ 150.00

Cleveland Ohio
Sept 24th 77

Dear Doctor:

Your letter came to hand this a.m. was glad to hear from you but sorry to hear that your wife had been so afflicted. hope she will recover without im- paired vision. Her doctor and I have met some two or three times her death seem to be my style of a fellow somehow she appears to own too large a portion of this terrestrial sphere to just suit me

OVARIOTOMY

53. Autographed letter signed, from one doctor to another. Cleveland, Ohio. Sept 24, 1877. 4 pp. Original folds.

ALS signed W.J. Lee (?). The bulk of the letter concerns "a case of ovariectomy Dr. Scott & I have had. The woman was a prostitute of the higher class. The tumor was a [illegible] cyst and no adhesions as far as we could learn. She wanted we should perform the operation and we thought it would be a good opportunity to begin. We operated on the 15th of August as far as the operation was concerned things went on nicely. There was quite a tendency to hemorrhage and the operation was delayed a great deal on that account . . . 17 1/2 lbs of fluid was removed from the cyst . . . Things went on very nicely until the fifth day when peritonitis set in and she died on the sixth day after the operation . . . Since the operation we have learned that she was treated four years ago for syphilis and that she had it pretty bad. She denied the fact to me and I was not able to discover any symptoms of the disease. I attribute her death in part at least to the fact that her [illegible] was [illegible] with syphilitic poison. We are not very busy now. Write soon. Yours tc, W.J. Lee (?)". Dr. Lee may have been teaching in a Cleveland medical school as he discusses 32 students in a preliminary course.

\$ 250.00

HANDLING YELLOW FEVER CASES IN PHILADELPHIA

54. Autographed letter signed. Tully R. Wise (?), auditor, Collector's office, District of Philadelphia, February 26, 1844. 1 p. folded.

Letter apparently dealing with a government decision to pay for outpatients at a Philadelphia hospital. Mentions cases in which "there is every reason to believe 'the patient's life might be endangered by prompt removal to the Hospital.'" Also makes a distinction between cases of yellow fever and the like that belong at the Lazaretto as opposed to the hospital.

\$ 250.00

26 Feb 44
T
T R Wise
1 and
Outdoor Patients - explanation
of charge in 7c forms
Cop

Tully R. Wise, audr.
Collector's Office
District of Philadelphia
February 26 1844

Sir

In reply to your letter of 22nd inst. relative to the amount (\$67⁰⁰) paid by me as agent for the Marine Hospital for out patients fourth quarter 1843. I have to state in explanation that the decision of the Secretary of the Treasury referred to in your letter was deemed to apply specifically to cases of a character similar to the one which was submitted in my letter to him of 17th March and not to such cases as it was urged in the same letter to come within the practice of the office although applicable to all general cases - that is cases where there is every reason to believe that the patient's life might be endangered by prompt removal to the Hospital. I have also to remark that on examination of the account in question I perceive that the Clerk having charge of that department has included as out patients several individuals who do not legitimately belong to that class - such as yellow fever cases which from necessity were treated at the Marine Hospital some distance below the City - the cases of death having strictly prohibited the admission of such cases within the precincts of the City.

It will appear to patients whose lives might be endangered in their cases manifestly imperiled by too early removal if the above has been the practice of the office (as was submitted in my letter to the Secretary) to remove to them the benefit of the Marine Hospital (and for a reasonable time, that is until such time as it would appear by the condition of the Surgeon their removal into the Hospital could be effected with any degree of safety.

I should likewise be advised of the Secretary of the Treasury of March 2 1843 he desired to be advised to those cases it shall be strictly complied with the above and I should be pleased to have distinctly from the Department as to the future course to be pursued with the cases of as to their cases and the proper method of accounting for them accounted from necessity to the Hospital as the Secretary.

I am very respectfully
Yours
Tully R. Wise

ELECTRO-THERAPY DEVICE

55. **BOYD, J.C.** *Boyd's body battery*. 1878. A 3.2 cm in diameter open circle of variously colored metal discs surrounding a central metallic rosette. Patented Jan. 17, 1878.

The small battery is presented as an electro-therapeutic medallion which is advertised as able to cure a large number of ailments and diseases. Apparently Boyd's Battery acts according to the principles of Galvanism, whereby "the union of two or more metals" (through Galvanic corrosion) produces electricity. In the case of Boyd's Battery, the electrolyte is said to be the "natural humidity of the skin," which in reacting with the different metals of the medallion produces a "constant but gentle flow of electricity." The battery is composed of 11 peripheral disks of copper, brass, and white metal, surrounding a central copper rosette.

(accompanied by)

The blood is life! An astonishing discovery! Accomplished at last! The efficacy of electricity! Nearly all diseases effectually cured by Boyd's miniature galvanic battery! [New York]: n.p., 1879. 8vo. Original cloth. Following a wonderful image of a man (Boyd himself??) wearing the Battery, the author of the first part (not Boyd) discusses the device, and includes the diseases that the device will cure (rheumatism, gout, jaundice, piles, flatulence, spinal diseases, and so much more) and will not cure (yellow fever, cholera, worms, pneumonia, etc.). Following a short warning to beware of imitations, the entire book consists of testimonials from every state in the union. Great stuff!

\$ 250.00

COUNTER IRRITANT

56. Cylinder and plunger. Ca 1870. Large brass cylinder measuring 3.75 x 1.75 inches, with a small 2 x 0.6 inch plunger all made of natural plastic except the plunger which is made of brass. When the cap is removed from the large cylinder there are 35 needles in three circular rows which can be advanced with the plunger.

\$ 450.00



DR. WANSBROUGH'S METALLIC NIPPLE SHIELDS

57. Manufactured by Thos. Jackson. Ca 1850. Two lead nipple shields 4.8 cm in diameter. In the original box. "On the prevention and cure of sore nipples. Read before the Society of Arts . . . as a preventive, it effectively accomplishes the desired end by being applied immediately after delivery. Its curative character consists in the nipple being immersed in a solution of Lactate of Lead, formed by the Lactic Acid in the milk acting on the metal." **SOLD**



BROTHEL CANDLES

58. Two printed color boxes, 3 x 1 ½ in. Each contains 16 candles. Paris, ca 1900. Boxes are designed to hold candle upright while burning. Used to time the brothel's clients. \$ 650.00



EMBRYOSCOPE

59. A device conceived to reveal if a woman is pregnant and, with absolute certainty, the gender of the foetus. Two metallic pieces: one is the bar that holds the other part in a swinging movement over the mother's belly (like a pendulum). In the original box with purple velvet interior. "Moms anxious to know will be able by means of the apparatus to acquire a certainty" (the instructions). \$ 750.00



COMMEMORATIVE BRONZE MEDALS

60. ANDREAS VESALIUS

50 mm. Vesalius' portrait embossed bronze medal by the artist Jouvenel. The medal was issued at the 20th International Physiological Congress in Brussels in 1956. It the original box. \$ 150.00



61. THEOPHILE ALAJOUANINE

68 mm. France, 1974. Tribute to Professor Theophile Alajouanine (1890-1980), brain neurologist who specialized in language aphasia. By Robert Baron, with a Paul Valery quote. Extremely fine in its original case. \$ 100.00



ADDENDUM

FOR THE CHILDREN

62. [CHILDREN'S HEALTH CARE].

Four small pamphlets, each entitled *To the children*, prepared for and intended to be read by children. Printed in Hebrew in Palestine before Israel's statehood.

I. (Undated). Contains two short cautionary stories: 1. Boy slips on banana peel and breaks his leg; 2. Girl experiences effects of too much sun exposure, learns proper sun care.

II. (1943). 1. Poem on proper hygiene by Leah Goldberg, an iconic Hebrew poetess; 2. Discussion on the structure and proper care of skin, how to prevent pimples; 3. Brief overview on the importance of protein in our diets.

III. (1944). 1. Poem by Miriam Vilensky (aka Yalan-Shteklis), celebrated children's writer, titled "Boredom"; 2. Poem (uncredited), then extensive story on the flu, what it is, how it is spread and how to take of it.

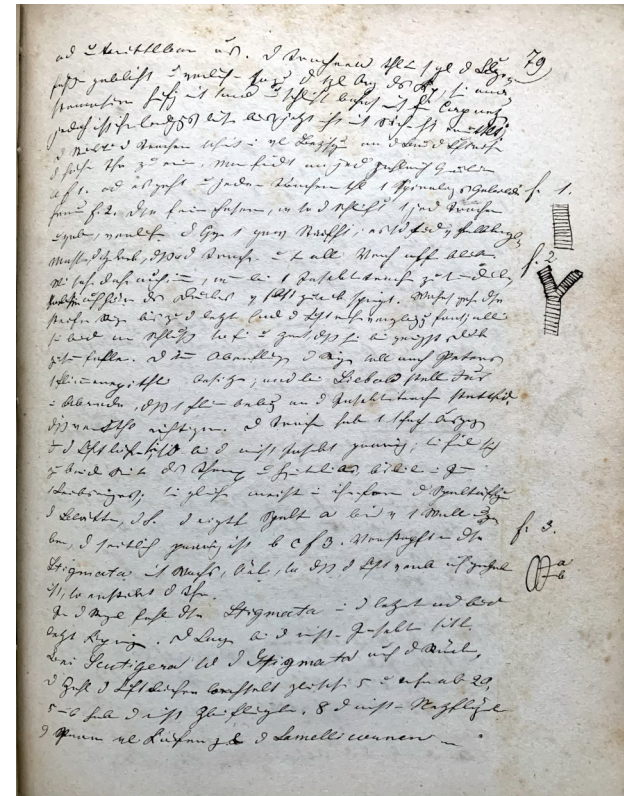
IV. (1945). 1. Imaginative story on the proper care of teeth titled "A tale of the magic cave and Uzi's soldiers"; 2. Discussion written by Dr. Tova Berman about the proper care of teeth. \$ 750.00



MEDICAL MANUSCRIPTS

63. GERMAN MEDICAL MANUSCRIPTS

Two manuscripts: 1. Anatomy. 1845. [ii], 213 pp., including index; 2. Surgery. 1846. [ii], 190, 88, [3] pp., including index. Each bound in calf-backed contemporary marbled boards, title and date in gilt on front cover label. All in one hand. Each deals with comparative anatomy, with a significant amount of veterinary-related information, including illness and surgical methods of treatment. It is clear that these were written by a student or post-graduate, as a number of professors are mentioned and quoted, including the Bern physiologist Gabriel Gustav Valenin (1810-1883). It appears that these manuscripts may have been the basis for a book, as they are well organized with indexes. It is unknown who wrote them and whether any part has ever been published. \$ 3500.00



ODE TO THE DISPENSARY

64. [GARTH, Samuel].

The dispensary: a poem. In six cantos. London: John Nutt, 1699. 8vo. With engraved frontispiece. Full aquamarine morocco, re-backed; contemporary annotations throughout.

Third edition. The present work has its roots in Garth's Harveian lecture. As a fellow of the College of Physicians, he advocated a plan to provide dispensaries for the poor, where free advice and prescriptions could be obtained from the best doctors, and would also serve as a protection against the greed of apothecaries. The poem, a record of this first attempt to establish "those out-patient rooms now universal in the large towns of England," describes a mock Homeric battle between Garth and his colleagues against the apothecaries who opposed the new dispensary. The first three editions were all published in 1699.

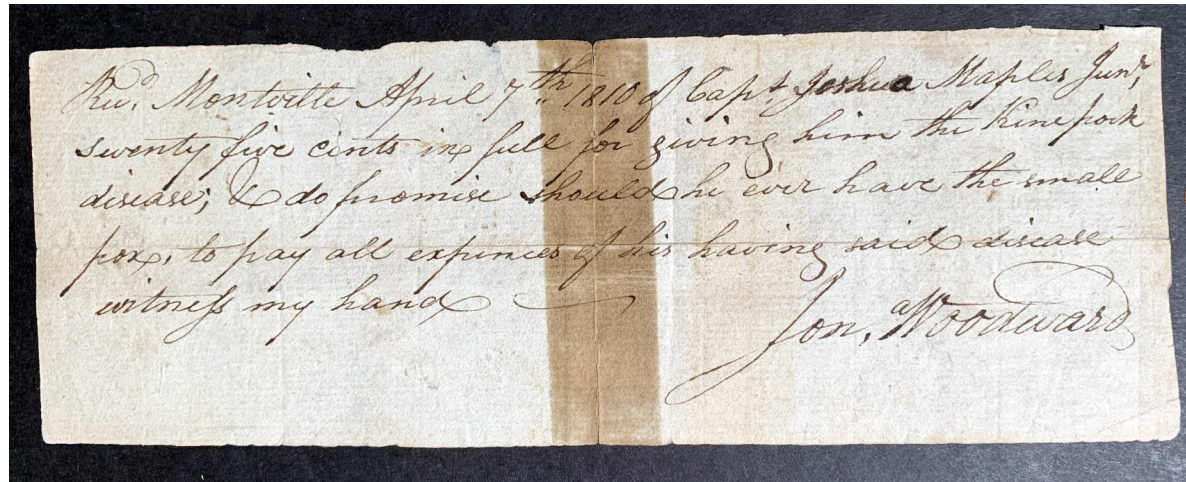
\$ 550.00



THE HIGH COST OF MEDICAL SERVICES!

65. **MANUSCRIPT RECEIPT.** From Jon. Woodward (physician?) To Joshua Maples, Junior, of seventy-five cents (0.75¢) as payment in full for a kine-pox inoculation. The receipt was issued on April 7, 1810 at Montville, CT. Woodward promises that should Mr. Maples "ever have the small pox, to pay all expences of his having said disease." A fine document memorializing the provision of a vaccination. The provider Woodward is unknown; Maples (1783-1861) was born in Montville and settled in Bozrah, CT.

\$ 300.00





Rootenberg Rare Books & Manuscripts

(818) 788-7765

blroot@rootenbergbooks.com

www.rootenbergbooks.com

@rootenbergbooks

PO Box 5049 Sherman Oaks, California 91403

PO Box 51072 Durham, NC 27717